Public Notice

Mt. Crested Butte Water & Sanitation District
Regular Board Meeting Agenda

Tuesday, February 8, 2022 5:00 p.m.

Please Follow the Link Below:
https://zoom.us/my/mcbwsdboardmeeting
Online Password: 8F5HVz
Or by Phone Dial: 1-301-715-8592
Meeting ID: 255 390 9337 (press # for participant ID)

1. Call to Order

2. Citizens Comment Period
   - Citizens may make comments on items NOT scheduled on the agenda. Per Colorado Open Meetings Law, no Board discussion or action will take place until a later date, if necessary. You must sign in before speaking. Comments are limited to three minutes.

3. Approve Meeting Minutes
   - January 11, 2022
   - January 19, 2022

4. Water Treatment Plant Expansion Project Update

5. District Manager Report

6. Resolution 2022-1 Mill Levy Correction

7. December 2021 Period 13 Financial Report

8. January 2022 Financial Report

9. Resolution 2022-2 Appointing DEO and Granting Cancellation Power

10. Legals

11. New/Old Business Before the Board

12. Executive Session
    - Potential executive session for discussion of a personnel matter under and pursuant to C.R.S. Section 24-6402(4)(f)(I) (District Manager Annual Review) and NOT involving any specific employees who have requested discussion of the matter in open session; any member of this body or any elected official; the appointment of any person to fill an office of this body or of an elected official; or personnel policies that do not require the discussion of matters personal to particular employees.

- Potential executive session for discussion of the Memorandum of Agreement, as amended, between the Mt. Crested Butte Water and Sanitation District and Meridian Lake Park Corporation and potential settlement agreement related thereto under and pursuant to C.R.S. Section 24-6402(4)(a), (b), and (e)(I), which concern respectively purchase or sale of property interests, conferences with the District's attorney for the purpose of receiving legal advice on specific legal questions, and determining positions relative to matters that may be subject to negotiations, developing strategy for negotiations, and instructing negotiators.

13. Meridian Lake Park Corporation Memorandum of Agreement Discussion

14. Adjourn

The Board may address individual agenda items at their discretion as necessary to accommodate the needs of the Board and audience.

MINUTES OF THE
REGULAR MEETING OF THE BOARD OF DIRECTORS OF THE
MT. CRESTED BUTTE WATER AND SANITATION DISTRICT
January 11, 2022

Regular Meeting of the Mt. Crested Butte Water and Sanitation District (MCBWSD) Board of Directors was held at 5:00 pm on Tuesday, **January 11, 2022**, via **https://zoom.us/my/mcbwsdboardmeeting.**

Members of the Board of Directors in attendance at the public hearings and the meeting were as follows:
Brian Brown Nancy Woolf Nicholas Kempin Jonathan Ferrell

Draft

Also present were:

Mike Fabbre, District Manager
Perry Solheim, Finance Manager
Kyle Koelliker, Water Supervisor
Bryan Burks, Wastewater Supervisor
Kim Wrisley, Utility AR Coordinator/Admin Assistant
Tracy Davenport, Utility AP Coordinator/Admin Assistant
Marcus Lock, District's Attorney
Kathy Hooge, District Customer

1. Call to Order

- The regular meeting of the Board of Directors was called to order by Brown at 5:00 pm and a quorum was present.

2. Citizen Comment Period

- No citizens presented comments.

3. Approve Meeting Minutes

- December 9, 2021 – a discussion took place and the minutes were amended.
- December 14, 2021

MOTION by Kempin and seconded by Brown to approve the December 9, 2021 MLPC meeting minutes as amended. Ferrell abstained as he was not at the meeting. Motion voted in favor.

MOTION by Woolf and seconded by Kempin to approve the December 14, 2021 regular meeting minutes. Motion voted in favor.

4. Reorganization of the Board

- There was a consensus that reorganizing the Board will be tabled until after the May 2022 election or cancelation of the election so that potential new Board members can be included in any new role assignments. Until the reorganization occurs, active members will continue in their current roles and those will be posted in the 2022 Transparency Notice.

5. Designation of Meeting Location and Notice Posting Location

- There was discussion regarding the current meeting notification posting locations. District staff recommends eliminating the Mt. CB Town Hall and the Mt. CB Transit Center locations but keeping the statutory posting locations on the District website and at 100 Gothic Road (the District Office).

MOTION by Brown and seconded by Kempin to approve designating MCBWSD.com and 100 Gothic Road as the official meeting notification posting locations for meetings to be held on the second Tuesday of the month at 5:00 pm on Zoom and at 100 Gothic Road. Motion voted in favor.

6. Designate Election Official

MOTION by Kempin and seconded by Woolf to designate Perry Solheim as the District's Designated Election Official with authority to cancel the election if there are fewer than three (3) candidates with valid self-nominations. Motion voted in favor.

7. Discussion of a Polling Place Election vs Mail in Ballot Election

- It was discussed that due to the COVID 19 pandemic and lower costs, a mail-in ballot election will be used for the May, 2022 election.

MOTION by Brown and seconded by Ferrell to approve a mail-in ballot election. Motion voted in favor.

8. Discussion of 2022 Election Openings and Deadlines

- Solheim reviewed page 8 of the Board Packet which summarizes key election dates and deadlines as well as page 9 which outlines the Board of Directors term structure and seat vacancies/term limits.
- There will be an ad published beginning January 20 in the Crested Butte News with a call for nominations.
- The District has been advertising for a Board member to appoint for several weeks. It recently received an application for that appointed position however Solheim suggested the Board table the appointment to see if an election will take place. If there is not an election, the Board will have the option to fill a term seat instead of appointing one. Waiting to make the appointment would reduce administrative work required to fill vacancies.

9. Update Transparency Notice

- There was a review of the information required for inclusion in the transparency notice.
- Solheim reported an error to the mill levy in Resolution 2021-3 which was approved at the December 14, 2022 meeting. The calculation for the approved 7.688 mills was off slightly, it should be 7.734 mills. The Resolution will be amended at the February meeting but since the transparency notice deadline is January 15, 2022, he included the correction in the notice that will be approved at current meeting. It is a difference of $7000 in collected taxes overall. Gunnison County and Colorado DOLA have been notified of the correction.

MOTION by Kempin and seconded by Woolf to approve the Transparency Notice included in the Board Packet. Motion voted in favor.

10. WTP Expansion Project Update

- Updates and progress can be seen in the monthly memo from JVA and on the District Manager Report.
- Final tie-ins are taking place and the plant will soon be online.

11. WWTP Discharge Permit Update

- Many of the updates can be found in the District Manager Report.
- The end of year deadlines for compliance schedules have been met and public comment submittals for proposed changes in permit modification #6 have also been completed.
- Pursuant to the June 23, 2021 settlement agreement with the Water Quality Control Division, the District will be submitting its official letter indicating that installation of streamflow equipment on Woods Creek and Washington Gulch is unachievable.
- The next steps are still up to the state. The District has requested a one year extension to the 2022 copper compliance schedule only, not to the overall schedule. Permit modification #7 is anticipated and once received, there will be an executive session including Steve Bushong to discuss a legal strategy for the April trial.

12. MLP Water Color Issues

- The 12-month pilot program is underway. The equipment and chemicals are online. Once the new MCB WTP is online, some of its equipment will be repurposed at the MLP plant. Testing and sampling will continue as planned.
- No further color complaints from customers have been received.

Draft

13. District Manager Report

- Fabbre stated that all updates can be seen in the report.
- Five District employees have tested positive for COVID in the past week and fortunately none of the cases have been severe. The District continues to comply with CDC guidelines for safety and all staff have been vaccinated.
- The District has not been doing routine COVID testing. Test kit shortages and testing cancelations by the hospital have been an issue so only symptomatic testing has been done.
- The daily temperature/symptom check, wearing masks indoors and only one driver per vehicle safety protocols have been reinstated for the time being.

14. December 2021 Financial Report

- The financial year will not be closed until early 2022 due to typical 2021 final expense delays. There will be a 2021 period 13 for this carryover.
- The financials are trending well with revenue exceeding budget expectations. Revenues are at 107% and Expenditures are at 92%.
- Usage dollar revenue is similar to November's however usage is more than double. This occurred because the November billing cycle was done prior to the Thanksgiving holiday so it did not totally account for increased usage by Thanksgiving tourists. In addition, many customers were well below the minimum 4K gallon limit for the November cycle but then were just barely below the minimum 4K limit in December.
- Salaries were tracking well at 98%.

MOTION by Kempin and seconded by Woolf to approve the December 2021 Financial Report. Motion voted in favor.

15. Legals

- There were no legal issues discussed. Lock is still working on the agreement for MLPC.

16. New/Old Business Before the Board

- There was a reminder that there will be a Water Rights Workshop on Wednesday, January 19, 2022 at 3:00 pm. The invites have been sent out and an agenda will be forthcoming.

17. Executive Session

- Executive session was tabled until a future meeting.

18. Adjourn

MOTION by Brown and seconded by Kempin to adjourn the regular board meeting at 6:42 pm. Motion voted in favor.

Drafted by: Kimberley Wrisley

Submitted by: Perry Solheim

MINUTES OF THE
SPECIAL MEETING OF THE BOARD OF DIRECTORS OF THE
MT. CRESTED BUTTE WATER & SANITATION DISTRICT
January 19, 2022

Special Meeting of the Mt. Crested Butte Water & Sanitation District (MCBWSD) Board of Directors was held at 3:00 pm on Wednesday, **January 19, 2022**, via **https://zoom.us/my/mcbwsdboardmeeting.**

Members of the Board of Directors in attendance at the meeting were as follows:
Brian Brown Nancy Woolf Nicholas Kempin

Also present were:

Mike Fabbre, District Manager
Perry Solheim, Finance Manager
Kyle Koelliker, Water Supervisor
Bryan Burks, Wastewater Supervisor
Ashley Moffatt, LRE Water Consultant
Kim Wrisley, Admin Assistant
Tracy Davenport, Admin Assistant
Marcus Lock, District's Attorney
Robert Pierce, District's Water Attorney
Multiple members of the public

1. Call to Order

- The special meeting of the Board of Directors was called to order by Brown at 3:01 pm and a quorum was present.

2. Citizen Comment Period

- No citizens presented comments.

3. Water Rights Portfolio Review

- Pierce and Moffatt delivered a presentation explaining basic Colorado water law topics with particular emphasis on how they apply to the District.
- Pierce and Moffatt fielded questions from Board members and the public.

4. New/Old Business Before the Board

- There were no new or old items to discuss.

5. Adjourn

MOTION by Brown and seconded by Woolf to adjourn the special board meeting at 4:59 pm. Motion voted in favor.

_____

Drafted and Submitted by: Perry W. Solheim

MT. CRESTED BUTTE WATER & SANITATION DISTRICT

MEMORANDUM

To: Mt. Crested Butte Water & Sanitation District Board of Directors
From: Mike Fabbre, District Manager
Date: February 3, 2022
Subject: District Manager Report

MCB WTP Expansion Project (102001)

The new WTP was placed online January 12 and has been operating well with limited issues. The initial punch list has been completed and those items are actively being addressed. The old Trident unit filters have been removed and demolition of the old WTP is ongoing. The overall project is still on schedule and within budget.

WWTP Discharge Permit (202151)

The District submitted public comments regarding the proposed changes in permit modification #6 as well as the official letter on streamflow equipment on Woods Creek and Washington Gulch. The District will be completing and submitting the annual Bio-solids report before the February 19 deadline. No other communication has been received from the water quality control division since the last Board meeting.

The District has passed the first quarter of 2022 whole effluent toxicity (WET) test which measures the potential aggregate effect to aquatic organisms from the facilities effluent discharge. The test measures the wastewater effects on specific test organisms' ability to survive, grow, and reproduce. Each quarter the District will send 7 gallons to the laboratory and *Ceriodaphnia dubia* (water fleas) and flathead minnows are placed in the effluent for seven days to measure their potential mortality and reproductive rates. A passing test has no statistically significant toxicity to either test species at any effluent concentrations.

The wastewater department continues to make refinements to the Modified Ludzack-Ettinger (MLE) process and received encouraging lab results from the holiday timeframe when the total inorganic nitrogen (TIN) compliance schedule might be most difficult to meet. None of the sample results from the laboratory were above the daily maximum TIN limits in the future permit.

WTP's Monitoring Schedules

The 2022 Mt. Crested Butte WTP and Meridian Lake Park WTP monitoring schedules were released at the beginning of the year and they remained similar to the 2021 schedules without any major additions or unanticipated items. The disinfection outreach and verification effort (DOVE) for the Mt. CB WTP has been considered completed as part of the expansion project.

Personnel

Staff has been happy and healthy with no additional positive COVID tests to report recently since the surge around the holiday season.

General Operations

Water Operations January 2022

MCB WTP Production for January	9.28 MG
MCB WTP Production for December	7.55 MG
Peak day of Month: 1/1/2022	0.497 MG
Average Daily Plant Run Times	7.0 hours/day
Average Daily Flow Total	0.30 MG/day
*Note: Mt. CB Flow Totals Approximate due to Construction	
MLP WTP Production for January	0.436 MG
MLP WTP Production for December	0.334 MG
Peak Day for Month: 1/15/2022	0.025 MG
Average Daily Plant Run Times	3.0 hours/day
Average Daily Flow Total	0.021 MG/day

Significant / Unusual Activities:

- MCB Disinfection Byproducts sampling completed
- Catching up on snow removal
- Decommissioned the direct conventional filters and brought the new membrane filtration WTP online (Photo #1)
- Installed chemical pump skids at the MLP WTP for the pre-treatment pilot (photo #2)
- MLP Color and Chlorite samples

Major Problem(s):

- COVID complications created staff shortages
- Bobcat Tool Cat had several repairs
- Prospect Pump #4 motor has faulted out

Next Month's Major activities:

- Continued demolition of old WTP and new WTP punch list items
- Replace Prospect generator batteries
- Wire in and program MLP chemical pump skids
- Continued snow removal
- Meter reads, instrument calibrations, electronic sheets update



Kyle Koelliker will be attending this meeting to answer any questions

Wastewater Operations January 2022

Gallons Wastewater Treated January	7.7 MG
Gallons Wastewater Treated December	7.0 MG
Average Treated Wastewater Flow	0.25 MGD
Peak Treated Wastewater Flow	0.43 MGD
Peak Treated Wastewater Date	January 1
Gallons Sludge Hauled to Town of CB	81,000 gal.

Significant / Unusual Activities:

- Installed new level/pressure transducer at Wildhorse lift station
- Snow removal at the wastewater facility and throughout the collection system (Photo #1)
- Installed new all-terrain tires on the jet truck
- Daily ice chipping at the Woods Creek temperature probe
- Placed aeration basin #3 offline
- Installed submersible pump and chain hoist over the clarifier splitter box (Photo #2)
- Sampling for Total Inorganic Nitrogen study and for MLE (Modified Lodzack-Ettinger) process
- Passed 1st quarter Whole Effluent Toxicity (WET) test

Major Problem(s):

- No major problems

Next Month's Major Activities:

- Snow removal
- Muck out aeration basin #3
- Install new shelving in digester room
- Install broadcast sprayers on clarifier #3

Bryan Burks will be attending the meeting to answer any questions

General Fund Operations January 2022

Tap Fee Applications Received/Processed/ Collected YTD	1/1/1
# Customers Billed: Utility Fees/Availability of Service	851/0
Property Title Transfers Processed	11
Intent to Lien Notices Mailed/Liens Filed/Liens Released	0/1/1

Significant / Unusual Activities:

- 2022 Election noticed and process commenced
- Annual salary adjustments implemented
- 2022 Mill Levy Correction noticed and prepared for February meeting
- Implemented new temporary COVID policy in response to area environment then went back to prior procedures as outbreak lessoned
- W2's and 1099's mailed and filed
- Finalized payroll for 2021 and updated for 2022
- Attended DEO workshop presented by DOLA
- Continuing IT update and troubleshooting

Major Problem(s):

- VOIP and network issues continue, WTP Expansion troubleshooting has shed some light on fixes to overall network, however call issues remain
- COVID resurgence fading lead to return to previous protocols

Next Month's Major activities:

- Finalize 2022 mill levy documentation
- Finish map room/archive storage reorganization
- Continue/finalize IT overhaul, including road map to address IT audit findings and Last Pass rollout
- Develop policy for life cycle retirement of IT equipment (employee purchase, sell, ?)
- MLPC negotiations and settlement progress
- Continue 2022 Election Process



Perry Solheim will be attending the meeting to answer any questions

Stream Flow Information, Snow Pack, & Weather

Stream flows from the USGS water resources web interface

Values below for Feruary 3, 2022

Stream & Location	Current Flow (CFS)	Mean	Median
SLATE RIVER ABOVE BAXTER GULCH @HWY 135 NEAR CRESTED BUTTE, CO	Ice	16.0	15.0
COAL CREEK ABOVE MCCORMICK DITCH AT CRESTED BUTTE, CO	Ice	----	----
EAST RIVER BELOW CEMENT CREEK NEAR CRESTED BUTTE, CO	Ice	55.0	54.0
TAYLOR RIVER BELOW TAYLOR PARK RESERVOIR, CO.	72.6	66.0	73.0
OHIO CREEK NEAR BALDWIN, CO	Parameter monitored seasonally	15.0	15.0
GUNNISON RIVER NEAR GUNNISON, CO	Ice	206	200

U.S. Drought Monitor
Colorado

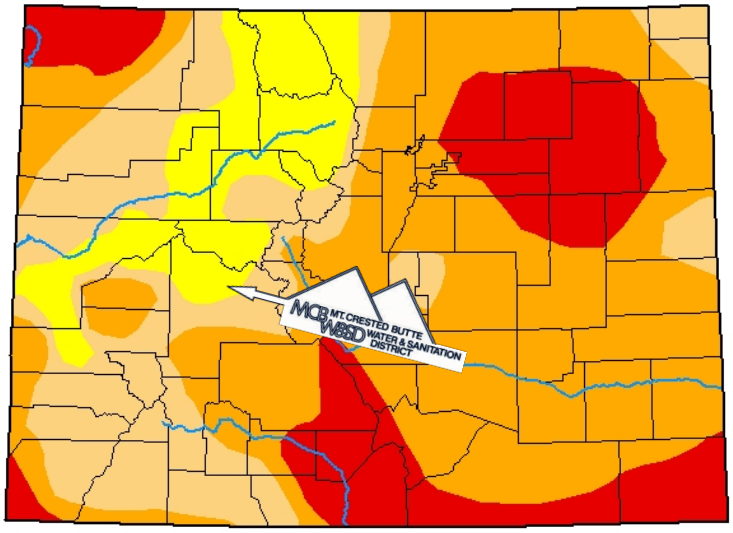

February 1, 2022

(Released Thursday, Feb. 3, 2022)

Valid 7 a.m. EST

Drought Conditions (Percent Area)

	None	D0-D4	D1-D4	D2-D4	D3-D4	D4
Current	0.00	100.00	88.17	65.07	19.09	0.00
Last Week 01-25-2022	0.00	100.00	88.32	65.93	20.68	0.00
3 Months Ago 11-02-2021	4.44	95.56	76.77	30.46	6.93	0.00
Start of Calendar Year 01-04-2022	0.00	100.00	95.49	67.08	22.25	0.00
Start of Water Year 09-28-2021	12.72	87.28	46.42	26.30	15.05	3.91
One Year Ago 02-02-2021	0.00	100.00	100.00	90.24	70.73	24.79

Intensity:

- None
- D0 Abnormally Dry
- D1 Moderate Drought
- D2 Severe Drought
- D3 Extreme Drought
- D4 Exceptional Drought

The Drought Monitor focuses on broad-scale conditions. Local conditions may vary. For more information on the Drought Monitor, go to https://droughtmonitor.unl.edu/About.aspx

Author:

Curtis Riganti
National Drought Mitigation Center

droughtmonitor.unl.edu

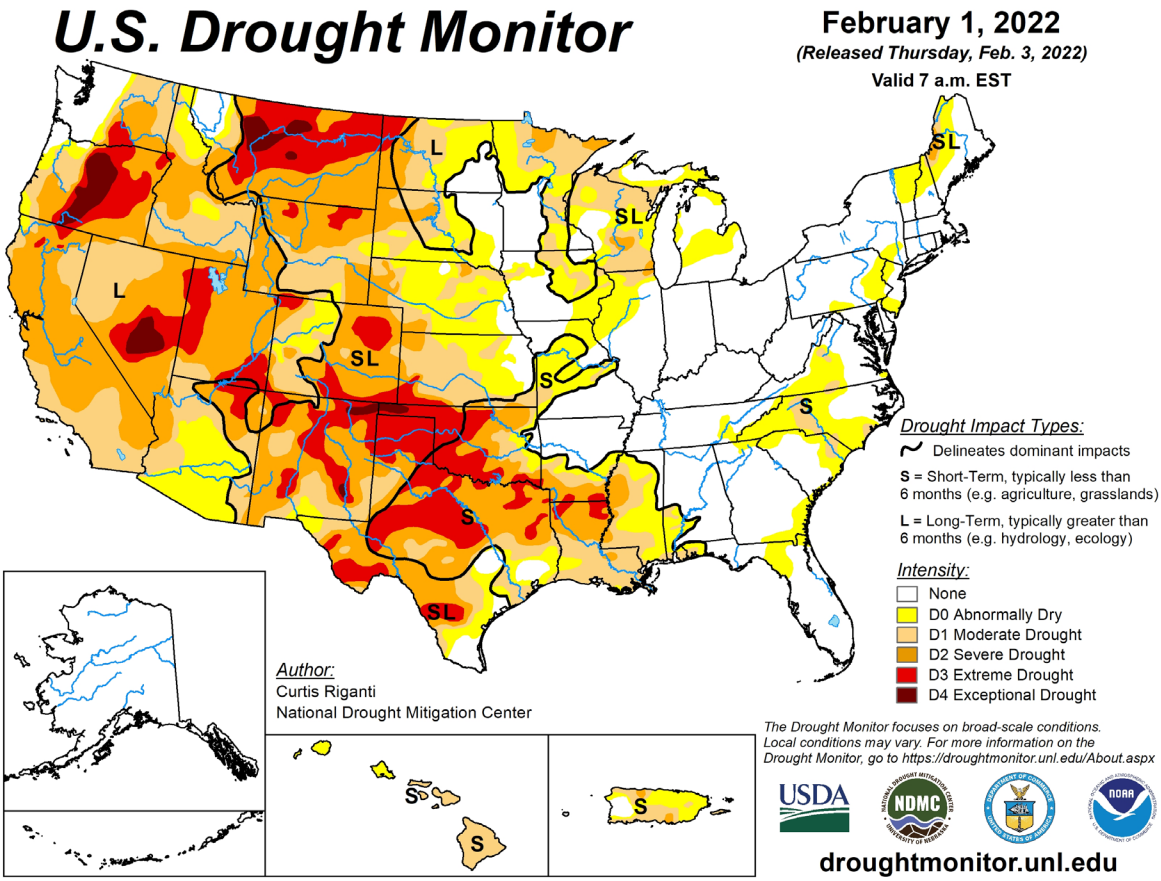

Recreation and Tourist Attractions in Drought

View Interactive Map

Ski Resorts | National Parks | Reservoirs

This map shows U.S. ski resorts experiencing drought, according to the current U.S. Drought Monitor. Ski resort data is recorded by NOAA's National Operational Hydrologic Remote Sensing Center (NOHRSC).

Ski Resorts in Drought

- Ski Resorts Not in Drought
- Ski Resorts in D0 - Abnormally Dry
- Ski Resorts in D1 - Moderate Drought
- Ski Resorts in D2 - Severe Drought
- Ski Resorts in D3 - Extreme Drought
- Ski Resorts in D4 - Exceptional Drought

Map and legend colors may be altered when using dark or high-contrast mode.

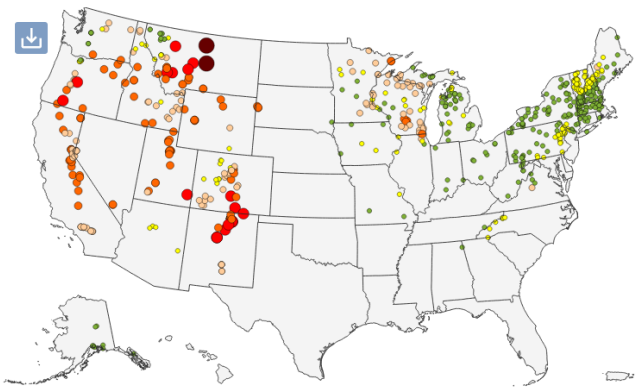

Source(s): NOAA NOHRSC, U.S. Drought Monitor

Updates Weekly - 02/03/22

424	1,705	11%	35
ski resorts experiencing Moderate to Exceptional (D1-D4) Drought	reservoirs experiencing Moderate to Exceptional (D1-D4) Drought	of streams reporting less than 10% of flow than their average	national parks experiencing Moderate to Exceptional (D1-D4) Drought

Weather

The National Oceanic and Atmospheric Administration (NOAA) one-month outlook for MCBWSD indicates leaning above average temperatures and equal chances of average precipitation with temperatures ranging from -20 to 35 degrees Fahrenheit.

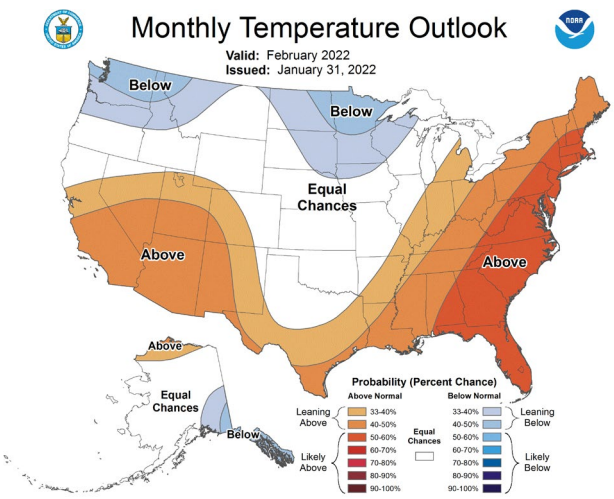

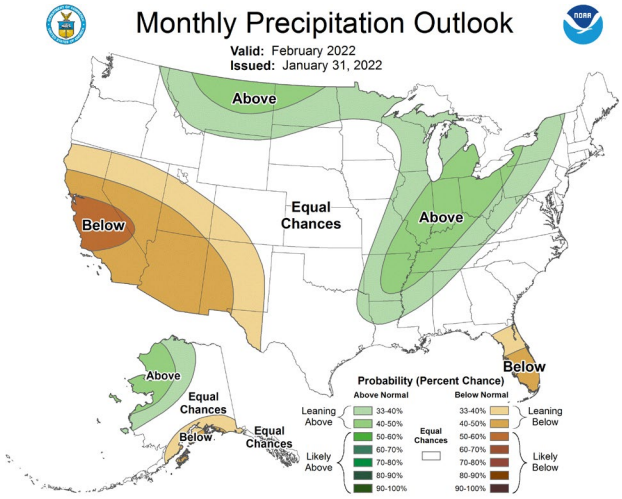

2/3/2022
Meridian Lake Park Reservoir No. 1 is currently at 88% of full pool.
Blue Mesa Reservoir is currently at 29% of full pool. **Blue Mesa Reservoir is down 29.62 feet from one year ago, and 84.37 feet below full pool.**
Taylor Park Reservoir is currently at 55% of full pool.
Lake Powell is currently at 26% of full pool. Lake Mead is currently at 34% of full pool.

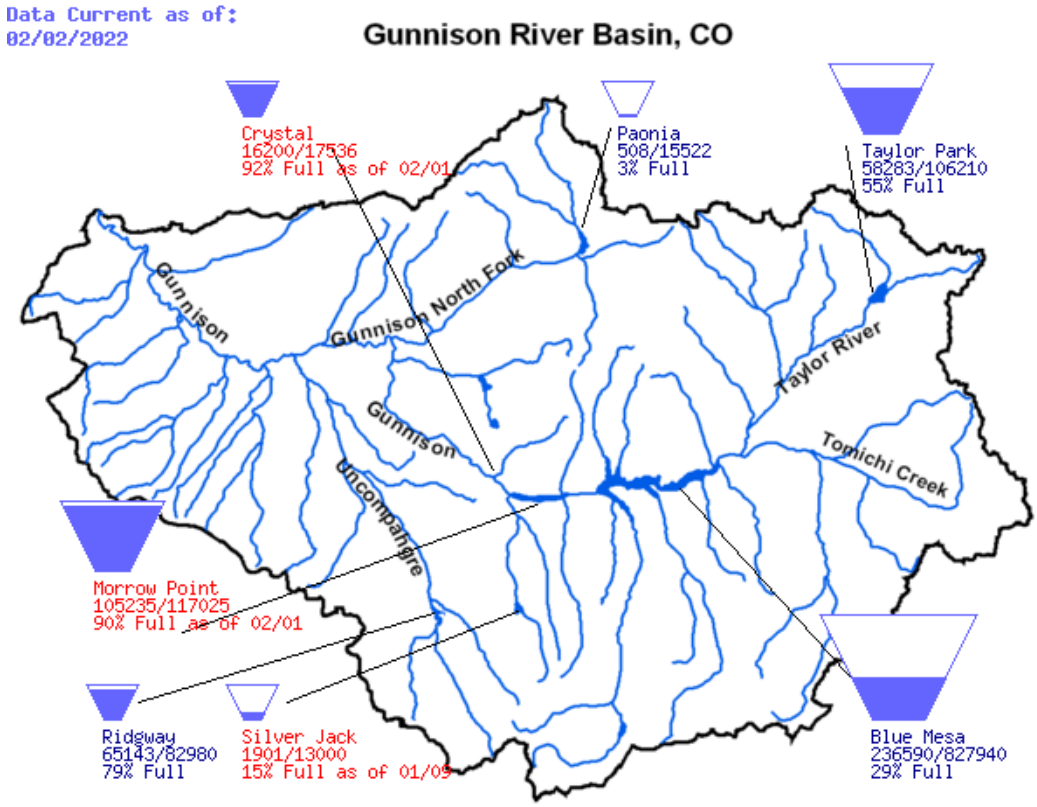

Western United States - Precipitation

January 2022 Percent of 1981-2010 Normal

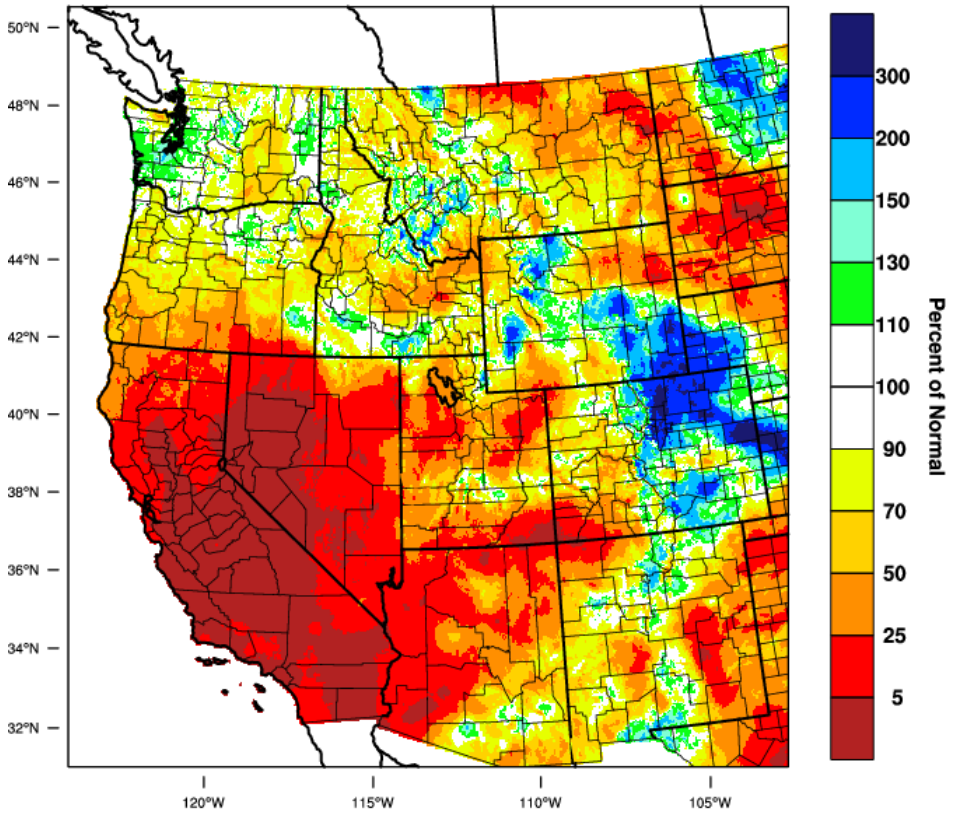

WestWide Drought Tracker, U Idaho/WRCC Data Source: PRISM (Prelim), created 2 FEB 2022

Western United States - Mean Temperature

January 2022 Percentile

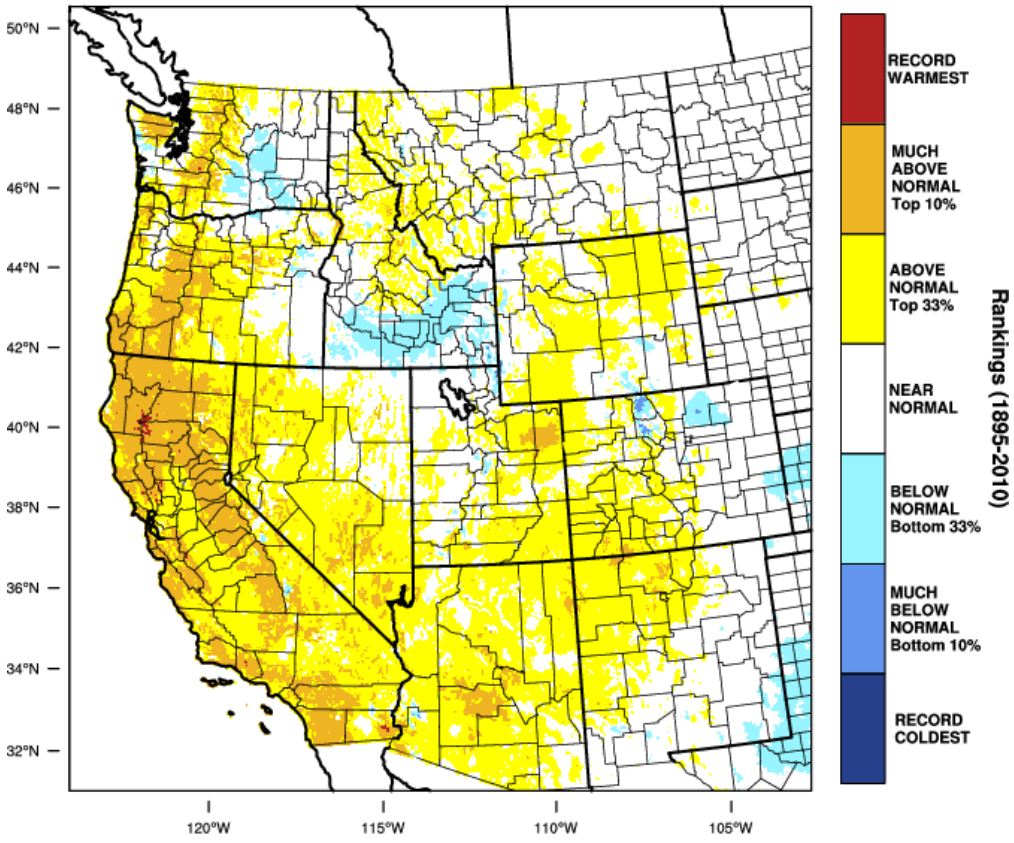

WestWide Drought Tracker, U Idaho/WRCC Data Source: PRISM (Prelim), created 2 FEB 2022

Colorado SNOTEL Snow/Precipitation Update Report

Based on Mountain Data from NRCS SNOTEL Sites

Provisional data, subject to revision

Data based on the first reading of the day (typically 00:00) for Thursday, February 3, 2022

Basin Site Name	Elevation (ft)	Snow Depth (in)	Snow Water Equivalent			Water Year-to-Date Precipitation		
			Current (in)	Median (in)	% of Median	Current (in)	Average (in)	% of Average
GUNNISON RIVER BASIN								
Butte	10,160	36	9.9	8.4	118	9.9	9.6	103
Schofield Pass	10,700	73	25.1	18.4	136	27.0	18.6	145
Park Cone	9,600	33	8.4	6.1	138	9.7	6.9	141
Upper Taylor	10,640	38	10.8	7.9(11)	137	13.6	11.5(11)	118
Porphyry Creek	10,760	46	11.3	9.6	118	12.2	9.0	136
Basin Index (%)					**113**			**114**

* = Analysis may not provide valid measure of condition

-M = Missing Data

GUNNISON RIVER BASIN consists of 16 SNOTEL sites. Top 5 representative MCBWSD sites listed above.

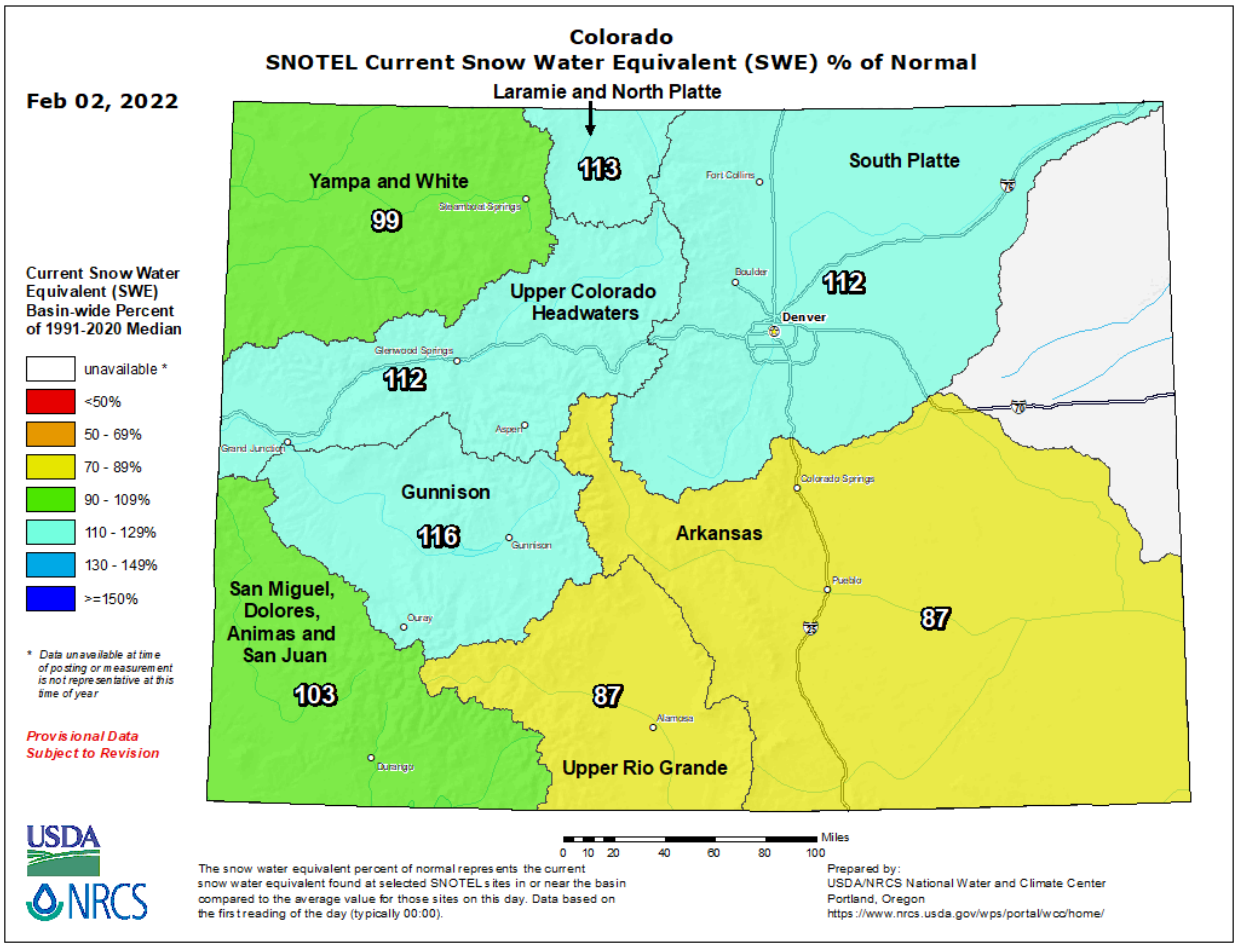

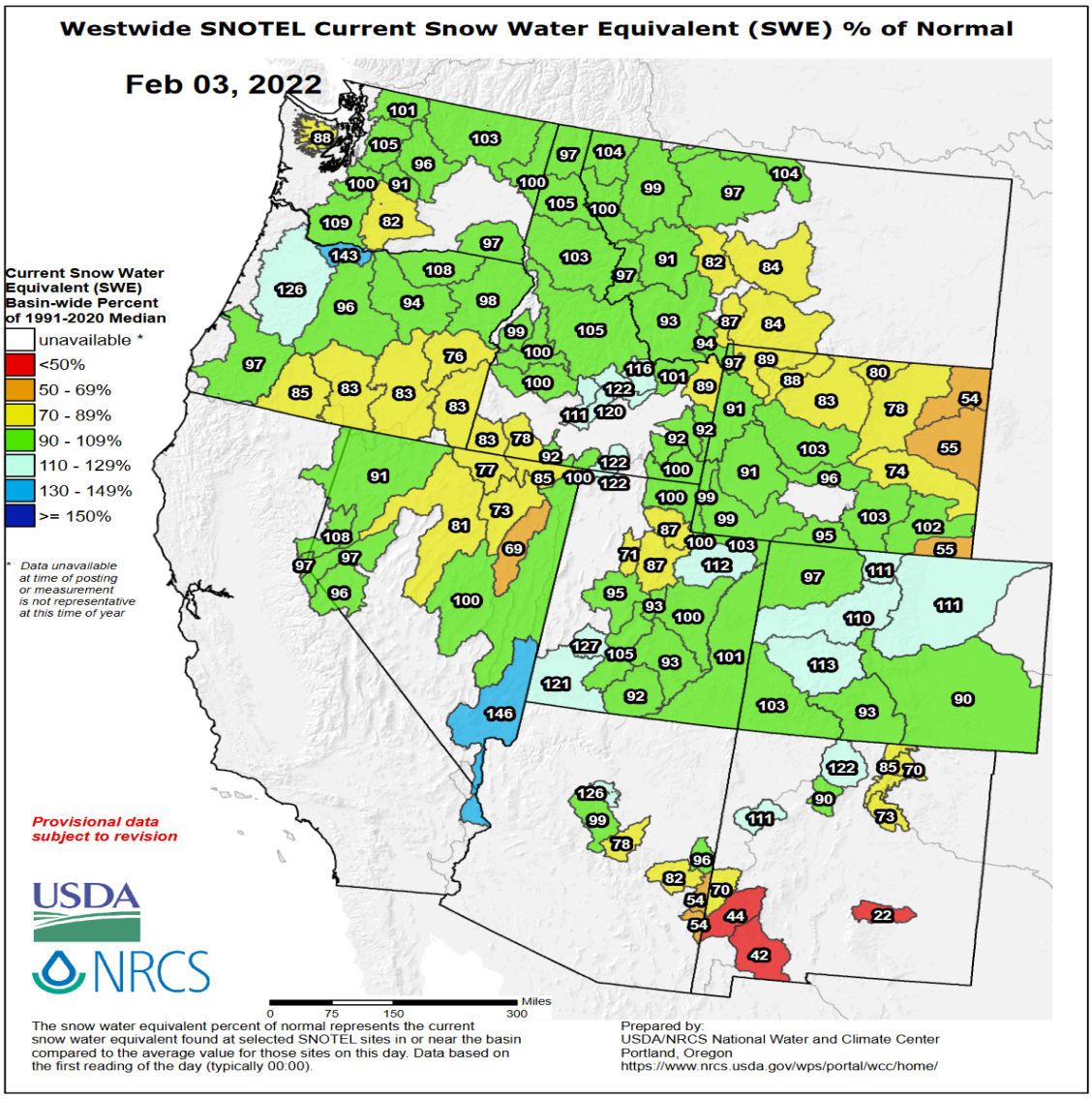
Westwide SNOTEL Current Snow Water Equivalent (SWE) % of Normal
Feb 03, 2022
Current Snow Water Equivalent (SWE) Basin-wide Percent of 1991-2020 Median
unavailable *
<50%
50 - 69%
70 - 89%
90 - 109%
110 - 129%
130 - 149%
>= 150%
* Data unavailable at time of posting or measurement is not representative at this time of year
Provisional data subject to revision
USDA
NRCS
0 75 150 300 Miles
The snow water equivalent percent of normal represents the current snow water equivalent found at selected SNOTEL sites in or near the basin compared to the average value for those sites on this day. Data based on the first reading of the day (typically 00:00).
Prepared by:
USDA/NRCS National Water and Climate Center
Portland, Oregon
https://www.nrcs.usda.gov/wps/portal/wcc/home/

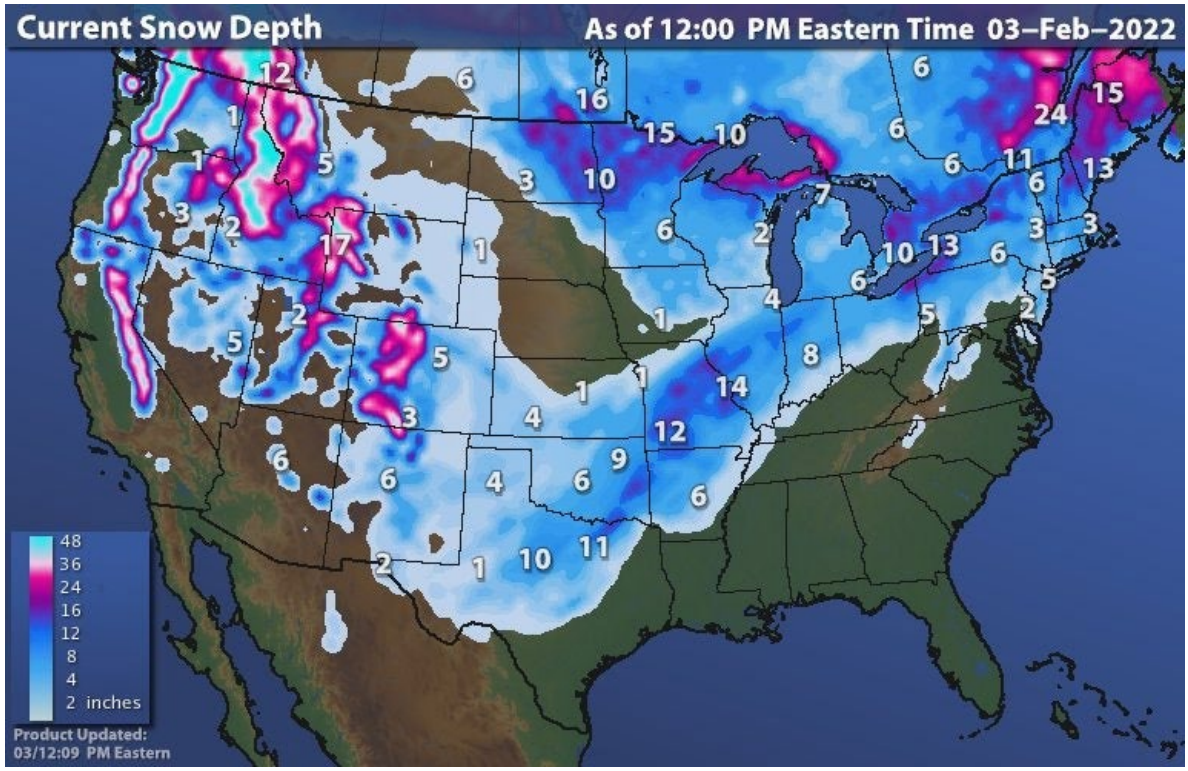
Current Snow Depth
As of 12:00 PM Eastern Time 03–Feb–2022
48
36
24
16
12
8
4
2 inches
Product Updated:
03/12:09 PM Eastern

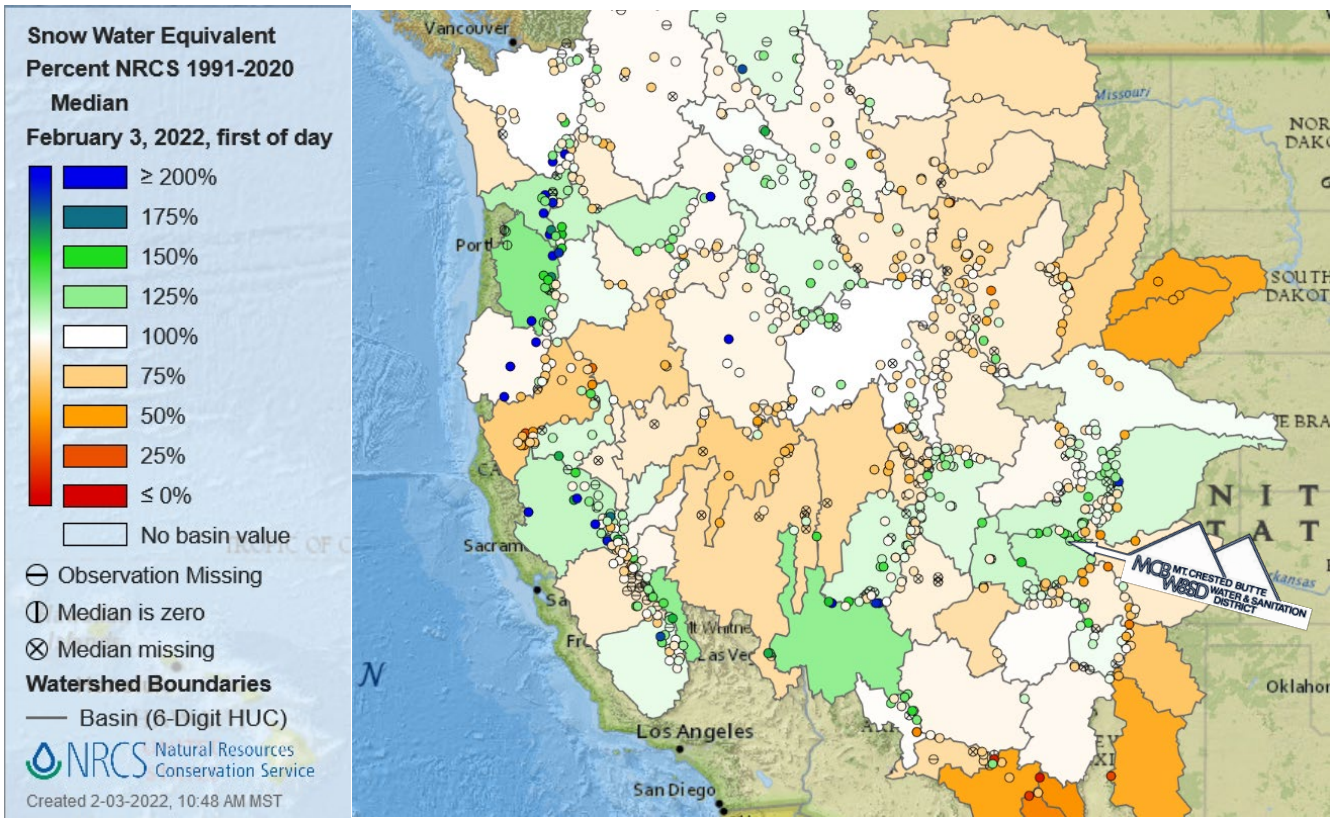
Snow Water Equivalent
Percent NRCS 1991-2020
Median
February 3, 2022, first of day
≥ 200%
175%
150%
125%
100%
75%
50%
25%
≤ 0%
No basin value
Observation Missing
Median is zero
Median missing
Watershed Boundaries
Basin (6-Digit HUC)
NRCS Natural Resources Conservation Service
Created 2-03-2022, 10:48 AM MST
Vancouver
Los Angeles
San Diego
MCB MT. CRESTED BUTTE WATER & SANITATION DISTRICT

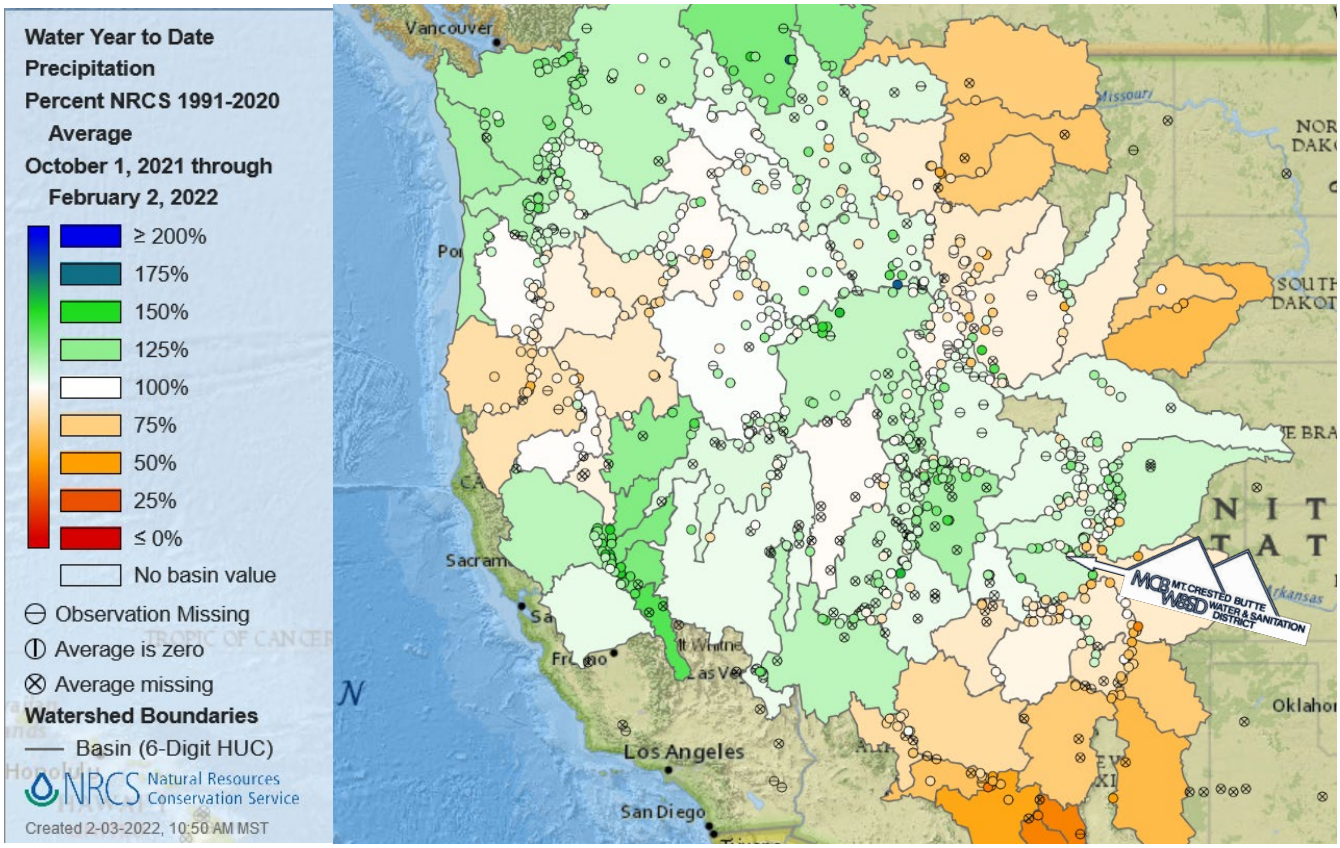
Water Year to Date
Precipitation
Percent NRCS 1991-2020
Average
October 1, 2021 through
February 2, 2022
≥ 200%
175%
150%
125%
100%
75%
50%
25%
≤ 0%
No basin value
Observation Missing
Average is zero
Average missing
Watershed Boundaries
Basin (6-Digit HUC)
NRCS Natural Resources Conservation Service
Created 2-03-2022, 10:50 AM MST
Vancouver
Los Angeles
San Diego
MCB MT. CRESTED BUTTE WATER & SANITATION DISTRICT

CONSULTING ENGINEERS

www.jvajva.com

W☐ **Boulder**
1319 Spruce Street
Boulder, CO 80302
303.444.1951

☐ **Fort Collins**
25 Old Town Square
Suite 200
Fort Collins, CO 80524
970.225.9099

☐ **Winter Park**
PO Box 1860
47 Cooper Creek Way
Suite 328
Winter Park, CO 80482
970.722.7677

☒ **Glenwood Springs**
817 Colorado Ave
Suite 301
Glenwood Springs, CO
81601
970.404.3100

☐ **Denver**
1512 Larimer Street
Suite 710
Denver, CO 80202
303.444.1951

M E M O

TO:	Mike Fabbre	DATE:	February 3, 2022
FIRM:	Mt. Crested Butte Water and Sanitation District	JOB NO.	1028e
ADDRESS:	100 Gothic Road Mt. Crested Butte, CO 81225	PROJECT: SUBJECT:	MCBWSD Water Treatment Plant Expansion Project January 2022 Monthly Project Update

The purpose of this memo is to update the District on the Water Treatment Plant (WTP) Expansion Project and activities completed in the month of January 2022. The summary below is purposely concise and can be expanded upon if anyone from the District has specific questions or concerns.

During the month of January, Moltz Construction and their subcontractors completed the majority of work in the Administration (Admin) and Process Buildings. On the interior of the Admin building, all interior work was completed. JVA performed a punch walk of this building with District staff the first week in January and developed a list of punchlist items for the contractor to complete.

In the main area of the new process building, the membrane system, clearwell, high service pump station, and associated piping was disinfected and the new WTP is fully operational. JVA performed a punch walk of this building with District staff and Moltz Construction to develop a list of punchlist items. Vibration monitoring testing has not been completed and is scheduled for the end of February.

In the existing WTP building, Moltz began demolishing and removing the existing Trident filters as well as saw cutting the floors and clearwell for upcoming solids improvements.

JVA and the District have provided Moltz with a punch list of items that are in need of correction prior to issuing a certificate of partial substantial completion for the ERPS, Admin, and Process Buildings. Moltz must complete the punch list items prior to partial substantial completion being issued.

Figure 1: Interior of Process Building



Figure 2: Raw Water Feed Pumps

Figure 3: Sawcutting Existing WTP

Figure 4: Laboratory

Weekly construction meetings occurred with participation from Moltz, subcontractors, District staff and JVA. JVA did not review or process any equipment submittals in January and responded to 4 Requests for Information (RFIs) from the contractor. JVA has not received or reviewed the contractor's Pay Applications for January as of February 1, 2022. Lastly, JVA processed and reviewed two Contingency Allowance Requests.

The project continues to stay on budget and now that the new plant is online, we will be requesting an updated project schedule through completion. We truly appreciate the opportunity to work with the District on this important project. Please let me know if anyone from the District has any questions or concerns, we can assist with.

Sincerely,

Signed: 

Cooper Best, P.E.
Senior Project Manager

KOMATSU



Explanation of Correction of 2022 Mill Levy Rate:

Attached are copies of the District's original and corrected Colorado Form DLG-70. The correction will increase the Mill Levy Rate from 7.688 to 7.734, resulting in the collection of an additional $7,218 (from $1,025,984 to $1,032,202) in total property tax from the District's taxing jurisdiction. The correction will increase property taxes assessed to District residents by $4.60 per $100,000 of assessed property value. The correction is required due to a calculation error regarding Refunds/Abatements in prior years allowed to be collected in current and future periods. In the original DLG-70 the 0.023 mills related to Refunds/Abatement was subtracted instead of being added. The correction is not applicable to Tabor or other Colorado limitations on Mill Levy increases and the total Mills Levied are lower than past year levies. The Correction will not change the 2022 Budget or Rates/Fees approved in Resolution 2021-02 at the December 14, 2021 regular meeting.

Also attached is a copy of Resolution 2022-01 to be considered at the February 8, 2022 regular meeting of the District Board of Directors.

Sincerely,

Perry W. Solheim, PhD
Finance/Administration Manager

County Tax Entity Code _____ DOLA LGID/SID _____/

CERTIFICATION OF TAX LEVIES for NON-SCHOOL Governments

TO: County Commissioners[1] of Gunnison , Colorado.

On behalf of the County of Gunnison ,
(taxing entity)[A]

the Board of Directors
(governing body)[B]

of the Mt Crested Butte Water & Sanitation District
(local government)[C]

Hereby officially certifies the following mills to be levied against the taxing entity's GROSS assessed valuation of: $ 147,679,730
(GROSS[D] assessed valuation, Line 2 of the Certification of Valuation Form DLG 57[E])

Note: If the assessor certified a NET assessed valuation (AV) different than the GROSS AV due to a Tax Increment Financing (TIF) Area[F] the tax levies must be calculated using the NET AV. The taxing entity's total property tax revenue will be derived from the mill levy multiplied against the NET assessed valuation of: $ 133,457,810
(NET[G] assessed valuation, Line 4 of the Certification of Valuation Form DLG 57)

Submitted: *12/15/2021* for budget/fiscal year *2022*.
(not later than Dec. 15) (mm/dd/yyyy) (yyyy)

Corrected

PURPOSE (see end notes for definitions and examples)	**LEVY[2]**		**REVENUE2**
1. General Operating Expenses[H]	7.711	mills	1,029,093
2. **<Minus>** Temporary General Property Tax Credit/ Temporary Mill Levy Rate Reduction[I]	< 0 >	mills	$ < 0 >
SUBTOTAL FOR GENERAL OPERATING:	7.711	**mills**	1,029,093
3. General Obligation Bonds and Interest[J]		mills	
4. Contractual Obligations[K]		mills	$
5. Capital Expenditures[L]		mills	$
6. Refunds/Abatements[M]	0.023	mills	3,109
7. Other[N] (specify):		mills	$
		mills	$
TOTAL: [Sum of General Operating Subtotal and Lines 3 to 7]	7.734	**mills**	**$ 1,032,202**

Contact person: (print) Perry W. Solheim Daytime phone: 970-349-7575

Signed: _____ Title: Finance/Admin manager

Include one copy of this tax entity's completed form when filing the local government's budget by January 31st, per 29-1-113 C.R.S., with the Division of Local Government (DLG), Room 521, 1313 Sherman Street, Denver, CO 80203. Questions? Call DLG at (303) 864-7720.

[1] If the taxing entity's boundaries include more than one county, you must certify the levies to each county. Use a separate form for each county and certify the same levies uniformly to each county per Article X, Section 3 of the Colorado Constitution.
[2] Levies must be rounded to three decimal places and revenue must be calculated from the total *NET assessed valuation* (Line 4 of Form DLG57 on the County Assessor's *final* certification of valuation).

CERTIFICATION OF TAX LEVIES, continued

THIS SECTION APPLIES TO TITLE 32, ARTICLE 1 SPECIAL DISTRICTS THAT LEVY TAXES FOR PAYMENT OF GENERAL OBLIGATION DEBT (32-1-1603 C.R.S.). Taxing entities that are Special Districts or Subdistricts of Special Districts must certify separate mill levies and revenues to the Board of County Commissioners, one each for the funding requirements of each debt (32-1-1603, C.R.S.) Use additional pages as necessary. The Special District's or Subdistrict's total levies for general obligation bonds and total levies for contractual obligations should be recorded on Page 1, Lines 3 and 4 respectively.

CERTIFY A SEPARATE MILL LEVY FOR EACH BOND OR CONTRACT:

BONDS[J]:

1. Purpose of Issue: _____
   Series: _____
   Date of Issue: _____
   Coupon Rate: _____
   Maturity Date: _____
   Levy: _____
   Revenue: _____

2. Purpose of Issue: _____
   Series: _____
   Date of Issue: _____
   Coupon Rate: _____
   Maturity Date: _____
   Levy: _____
   Revenue: _____

CONTRACTS[K]:

3. Purpose of Contract: _____
   Title: _____
   Date: _____
   Principal Amount: _____
   Maturity Date: _____
   Levy: _____
   Revenue: _____

4. Purpose of Contract: _____
   Title: _____
   Date: _____
   Principal Amount: _____
   Maturity Date: _____
   Levy: _____
   Revenue: _____

Use multiple copies of this page as necessary to separately report all bond and contractual obligations per 32-1-1603, C.R.S.

Corrected

County Tax Entity Code _____ DOLA LGID/SID _____/_____

CERTIFICATION OF TAX LEVIES for NON-SCHOOL Governments

TO: County Commissioners[1] of Gunnison , Colorado.

On behalf of the County of Gunnison ,
(taxing entity)[A]

the Board of Directors
(governing body)[B]

of the Mt Crested Butte Water & Sanitation District
(local government)[C]

Hereby officially certifies the following mills to be levied against the taxing entity's GROSS assessed valuation of: $ 147,679,730
(GROSS[D] assessed valuation, Line 2 of the Certification of Valuation Form DLG 57[E])

Note: If the assessor certified a NET assessed valuation (AV) different than the GROSS AV due to a Tax Increment Financing (TIF) Area[F] the tax levies must be calculated using the NET AV. The taxing entity's total property tax revenue will be derived from the mill levy multiplied against the NET assessed valuation of: $ 133,457,810
(NET[G] assessed valuation, Line 4 of the Certification of Valuation Form DLG 57)

Submitted: *12/15/2021* for budget/fiscal year *2022*.
(not later than Dec. 15) (mm/dd/yyyy) (yyyy)

PURPOSE (see end notes for definitions and examples)	**LEVY**[2]		**REVENUE**[2]
1. General Operating Expenses[H]	7.711	mills	1,029,093
2. <**Minus**> Temporary General Property Tax Credit/ Temporary Mill Levy Rate Reduction[I]	< 0 >	mills	$ < 0 >
SUBTOTAL FOR GENERAL OPERATING:	7.711	**mills**	1,029,093
3. General Obligation Bonds and Interest[J]		mills	
4. Contractual Obligations[K]		mills	$
5. Capital Expenditures[L]		mills	$
6. Refunds/Abatements[M]	0.023	mills	3,109
7. Other[N] (specify):		mills	$
		mills	$
TOTAL: [Sum of General Operating Subtotal and Lines 3 to 7]	7.688	**mills**	**$ 1,025,984**

Contact person: (print) Perry W. Solheim Daytime phone: 970-349-7575

Signed: _____ Title: Finance/Admin manager

Include one copy of this tax entity's completed form when filing the local government's budget by January 31st, per 29-1-113 C.R.S., with the Division of Local Government (DLG), Room 521, 1313 Sherman Street, Denver, CO 80203. Questions? Call DLG at (303) 864-7720.

[1] If the taxing entity's boundaries include more than one county, you must certify the levies to each county. Use a separate form for each county and certify the same levies uniformly to each county per Article X, Section 3 of the Colorado Constitution.
[2] Levies must be rounded to three decimal places and revenue must be calculated from the total *NET assessed valuation* (Line 4 of Form DLG57 on the County Assessor's *final* certification of valuation).

Original

CERTIFICATION OF TAX LEVIES, continued

THIS SECTION APPLIES TO TITLE 32, ARTICLE 1 SPECIAL DISTRICTS THAT LEVY TAXES FOR PAYMENT OF GENERAL OBLIGATION DEBT (32-1-1603 C.R.S.). Taxing entities that are Special Districts or Subdistricts of Special Districts must certify separate mill levies and revenues to the Board of County Commissioners, one each for the funding requirements of each debt (32-1-1603, C.R.S.) Use additional pages as necessary. The Special District's or Subdistrict's total levies for general obligation bonds and total levies for contractual obligations should be recorded on Page 1, Lines 3 and 4 respectively.

CERTIFY A SEPARATE MILL LEVY FOR EACH BOND OR CONTRACT:

BONDS[J]:

1. Purpose of Issue: _____
   Series: _____
   Date of Issue: _____
   Coupon Rate: _____
   Maturity Date: _____
   Levy: _____
   Revenue: _____

2. Purpose of Issue: _____
   Series: _____
   Date of Issue: _____
   Coupon Rate: _____
   Maturity Date: _____
   Levy: _____
   Revenue: _____

CONTRACTS[K]:

3. Purpose of Contract: _____
   Title: _____
   Date: _____
   Principal Amount: _____
   Maturity Date: _____
   Levy: _____
   Revenue: _____

4. Purpose of Contract: _____
   Title: _____
   Date: _____
   Principal Amount: _____
   Maturity Date: _____
   Levy: _____
   Revenue: _____

Use multiple copies of this page as necessary to separately report all bond and contractual obligations per 32-1-1603, C.R.S.

Original

Resolution No. 2022-1

A RESOLUTION CORRECTING THE RATE OF LEVY UPON TAXABLE PROPERTY WITHIN THE MT. CRESTED BUTTE WATER AND SANITATION DISTRICT, A COLORADO SPECIAL DISTRICT, FOR THE YEAR 2022.

WHEREAS, the Board of Directors of the Mt. Crested Butte Water and Sanitation District, a Colorado Special District, has adopted the annual budget for the year 2022, in accordance with the Local Government Budget Law of Colorado on December 14, 2021;

WHEREAS, the Mill Levy Rate adopted on December 14, 2021 via Resolution 2021-3 was incorrectly calculated as 7.688:

WHEREAS, the correct rate should have included an additional 0.023 mills for Refunds/Abatements rather than be reduced by said amount; and

WHEREAS, the proper Mill Levy Rate for year 2022 is 7.734;

NOW, THEREFORE BE IT RESOLVED BY THE BOARD OF DIRECTORS OF THE MT. CRESTED BUTTE WATER AND SANITATION DISTRICT, A COLORADO SPECIAL DISTRICT, that:

1.) For the purpose of raising the amount required by said District to supply the necessary funds for the payment of general operating expenses for the 2022 budget year, there is hereby levied a tax of 7.711 mills upon every dollar of valuation for assessment of taxable property within said District.
2.) For the purpose of recouping refunds and abatements made by Gunnison County on behalf of said District, a temporary mill levy of 0.023 mills upon every dollar of valuation for assessment of taxable property within said District.
3.) The Secretary of the District is hereby authorized and directed to immediately certify to the Board of County Commissioners of Gunnison County, Colorado, the net rate of levy of 7.734, as above set forth, to be used by the Mt. Crested Butte Water and Sanitation District, a Colorado Special District, for the above and foregoing purposes.

APPROVED AND ADOPTED by the Board of Directors of the District this 8th day of February 2022.

MT. CRESTED BUTTE WATER AND SANITATION DISTRICT,
a Colorado Special District

BY:_____
Chairperson: Brian Brown

ATTEST:_____
2022 Budget Officer and Board Secretary: Perry W. Solheim

MT CRESTED BUTTE WATER & SANITATION DISTRICT

2021 FINANCIAL RESULTS
December 2021-Period 13

REVENUE	Water	Wastewater	General Fund	Total	YEAR-TO-DATE	BUDGET 2021 Water	Wastewater	General Fund	Total 2021	PERCENT of Y-T-D
PROPERTY TAXES	$ -	$ -	$ 14,065	$ 14,065	1,255,652	$ -	$ -	$ 1,174,400	$ 1,174,400	106.92%
TRANSFERS IN(OUT)**	-	-	-	-	-	-	-	-	-	0.00%
TAP FEES	45,438	83,976	-	129,414	846,614	157,500	292,500	-	450,000	188.14%
USER FEES	122,652	105,273	-	227,925	2,861,394	1,670,572	1,252,132	-	2,922,704	**97.90%**
AVAIL SERVICE FEES	21,195	24,023	-	45,219	172,972	85,790	97,705	-	183,495	94.27%
INTEREST INCOME	-	-	777	777	12,729	-	-	50,000	50,000	25.46%
CARES ACT FUNDING	-	-	-	-	63,586	-	-	60,000	60,000	105.98%
MISC & OTHER INCOME	801	90	-	891	26,800	20,000	5,000	-	25,000	107.20%
MLP SURCHARGE	10,917	-	-	10,917	77,802	77,000	-	-	77,000	101.04%
TOTAL REVENUE	**201,004**	**213,362**	**14,842**	**429,209**	**5,317,551**	**2,010,862**	**1,647,337**	**1,284,400**	**4,942,599**	**107.59%**

EXPENDITURES Operations	Water	Wastewater	General Fund	Total	YEAR-TO-DATE	BUDGET 2021 Water	Wastewater	General Fund	Total 2020	PERCENT of Y-T-D
Chemicals	-	-	-	-	16,698	40,000	8,000	-	48,000	34.79%
Laboratory	1,063	10,798	-	11,861	101,616	35,000	90,000	-	125,000	81.29%
Operating Equipment/Supplies	1,089	5,685	-	6,774	125,364	65,000	40,000	-	105,000	**119.39%**
Safety Equipment	1,368	1,176	-	2,543	15,332	6,000	6,000	-	12,000	127.76%
Uniforms	634	1,480	-	2,114	3,694	6,000	6,000	-	12,000	30.78%
Outside Services	3,684	3,610	-	7,293	29,327	5,000	22,000	-	27,000	108.62%
Repairs & Maintenance	16,098	41,186	-	57,284	211,625	125,000	145,000	-	270,000	78.38%
Utilities	14,193	25,578	-	39,771	232,372	120,000	130,000	-	250,000	92.95%
ATAD Sludge TCB	-	-	-	-	46,331	-	83,000	-	83,000	55.82%
MLP Operations	9,485	163	-	9,648	126,670	50,000	10,000	-	60,000	211.12%
Legal	746	10,635	2,555	13,936	150,228	30,000	130,000	-	160,000	93.89%
Consultants	893	9,327	-	10,220	181,600	55,000	110,000	-	165,000	110.06%
Water Grant	-	-	-	-	2,000	2,000	-	-	2,000	100.00%
Fuel/Vehicle Expense	6,972	3,179	905	11,056	46,472	20,000	25,000	-	45,000	103.27%
Office Admin	5,461	3,657	11,324	20,441	273,318	90,000	90,000	190,000	370,000	73.87%
Salaries, Taxes & Benefits	37,929	47,261	40,434	125,625	1,524,622	506,470	575,106	466,869	1,548,445	**98.46%**
County Treasurer Fees	-	-	226	226	35,301	-	-	34,500	34,500	102.32%
TOTAL OPERATIONS EXP	**99,614**	**163,736**	**55,443**	**318,793**	**3,122,568**	**1,155,470**	**1,470,106**	**691,369**	**3,316,945**	**94.14%**
Net Operating Results (Excl. CapEx & Debt Service)	**$ 101,390**	**$ 49,626**	**$ (40,600)**	**$ 110,415**	**$ 2,194,983**	**$ 855,392**	**$ 177,231**	**$ 593,031**	**$ 1,625,654**	
Capital Expenditures										
Capital Improvements-General	2,378,466	46,060	4,343	2,428,868	9,891,603	13,098,000	319,500	300,000	13,717,500	
Capital Improvements-MLP Dam	6,793	-	-	6,793	41,796	120,000	0	0	120,000	
CWRPDA Loan Draws	(2,412,754)	-	-	(2,412,754)	(10,832,508)	13,000,000	-	-	13,000,000	
Net CapEx	(27,495)	46,060	4,343	22,908	(899,109)	218,000	319,500	300,000	837,500	
Debt Service										
Bond Principal, Interest & Fees	-	-	-	-	739,345	-	-	744,748	744,748	
TOTAL ALL EXPENDITURES	**72,119**	**209,796**	**59,785**	**341,701**	**2,962,804**	**1,373,470**	**1,789,606**	**1,736,117**	**4,899,193**	
NET EXCESS(DEFICIT) OF REV/EXP	**$ 128,885**	**$ 3,566**	**$ (44,943)**	**$ 87,508**	**$ 2,354,747**	**$ 637,391**	**$ (142,269)**	**$ (451,717)**	**$ 43,406**	

100% Year Elapsed

* Note: December not closed until Feb/Mar

2021 Water Capital Projects Financial Summary

Activity#	Project Name	Start Date	Completion Date
102001	WTP Expansion	5/1/2020	6/1/2022

	20-WF-1	Current Total Project Estimate/Approved Budget	Project Costs Through 2020	Project Life Costs Remaining at 12.31.20	2021 Budget	July 2021 Costs Incurred	August 2021 Costs Incurred	September 2021 Costs Incurred	October 2021 Costs Incurred	November 2021 Costs Incurred	December 2021 Costs Incurred	2021 YTD Costs	Remaining 2021 Budget	Total Historical Project Costs to Date	Remaining Project Budget to Date
01	*Project Management*	1,400,000	519,229	880,771	500,000	33,700	31,263	38,151	37,371	32,776	62,554	486,411	13,589	1,005,640	394,360
02	*Engineering*	1,200,000	1,354,605	(154,605)	-							-	-	1,354,605	(154,605)
03	*Construction*	17,850,000	6,519,995	11,330,005	11,540,000	1,307,981	2,339,967	1,068,389			2,304,640	8,886,524	2,653,476	15,406,519	2,443,481
04	*Contingencies*	2,400,000	-	2,400,000	1,000,000		124,874	61,288				186,162	813,838	186,162	2,213,838
05	*Legal*	50,000	33,177	16,823	8,000							-	8,000	33,177	16,823
07	*Paid Directly by District*								17,044	26,592	1,120	44,757	(44,757)	44,757	(44,757)
08	*Permits*	275,000	275,321	(321)				788			10,151	10,939	(10,939)	286,260	(11,260)
	Total Project:	23,175,000	8,702,327	14,472,673	13,048,000	1,341,681	2,496,103	1,168,615	54,416	59,368	2,378,466	9,614,793	3,433,207	18,317,120	4,857,880

Activity#	Project Name	Start Date	Completion Date
102101	MLP Dam Repairs	3/1/2021	7/31/2021

	102101	Current Total Project Estimate/Approved Budget	Project Costs Through 2020	Project Life Costs Remaining at 12.31.20	2021 Budget	July 2021 Costs Incurred	August 2021 Costs Incurred	September 2021 Costs Incurred	October 2021 Costs Incurred	November 2021 Costs Incurred	December 2021 Costs Incurred	2021 YTD Costs	Remaining 2021 Budget	Total Historical Project Costs to Date
01	*Project management*	10,000		10,000	10,000						6,793	6,793	3,207	6,793
02	*Engineering*	10,000		10,000	10,000			9,351	3,584			12,935	(2,935)	12,935
03	*Construction*	100,000		100,000	100,000			18,243	3,825			22,068	77,933	22,068
	Total Project:	120,000	-	120,000	120,000	-	-	27,594	7,409	-	6,793	41,796	78,204	41,796

Activity#	Project Name	Start Date	Completion Date
102102	Truck (COVID Normal)	1/1/2021	4/30/2021

	102102	Current Total Project Estimate/Approved Budget	Project Costs Through 2020	Project Life Costs Remaining at 12.31.20	2021 Budget	July 2021 Costs Incurred	August 2021 Costs Incurred	September 2021 Costs Incurred	October 2021 Costs Incurred	November 2021 Costs Incurred	December 2021 Costs Incurred	2021 YTD Costs	Remaining 2021 Budget	Total Historical Project Costs to Date
06	*Purchase*	50,000		50,000	50,000							-	50,000	-
	Total Project:	50,000	-	50,000	50,000	-	-	-	-	-	-	-	50,000	-

Activity#	Project Name	Start Date	Completion Date
102103	MLP Manganese Removal	9/30/2021	12/31/2021

	102101	Current Total Project Estimate/Approved Budget	Project Costs Through 2020	Project Life Costs Remaining at 12.31.20	2021 Budget	July 2021 Costs Incurred	August 2021 Costs Incurred	September 2021 Costs Incurred	October 2021 Costs Incurred	November 2021 Costs Incurred	December 2021 Costs Incurred	2021 YTD Costs	Remaining 2021 Budget	Total Historical Project Costs to Date
01	*Project management(Report)*	10,000		10,000	for 2022							-		-
02	*Engineering*	35,000		35,000	amendment							-		-
03	*Construction*	35,000		35,000	amendment							-		-
	Total Project:	80,000	-	80,000	-	-	-	-	-	-	-	-	-	-

10200203	Daisy Circle from 2020 *		39,835.94

* This expenditure was budgeted for 2020 Capital and expected to be paid in January or February of 2021 and accrued back to 2020. A 2021 Budget Amendment will be forthcoming in late 2021.

Total YTD:	$ 23,345,000	$ 8,702,327	$ 14,642,673	**$ 13,218,000**	$ 1,341,681	$ 2,496,103	$ 1,196,209	$ 61,825	$ 59,368	**$ 2,385,259**	$ 9,696,425	**$ 3,561,411**	$ 18,358,916

2021 Wastewater Capital Projects Financial Summary

Project Name	Start Date	Completion Date
202002 I&I Ongoing	5/1/2020	6/1/2022

202002		Current Total Project Estimate/Approved Budget	Project Costs Through 2020	Project Life Costs Remaining at 12.31.20	2021 Budget	July 2021 Costs Incurred	August 2021 Costs Incurred	September 2021 Costs Incurred	October 2021 Costs Incurred	November 2021 Costs Incurred	December 2021 Costs Incurred	2021 YTD Costs	Remaining 2021 Budget
03	*Construction*	108,000	59,450	48,550	49,000				49,925			49,925	(925)
07	*Study*	65,000	51,148	13,852	-							-	-
09	*Consulting*	10,000	-	10,000	10,000				10,000			10,000	-
		183,000	110,598	72,402	59,000	-	-	-	59,925	-	-	59,925	(925)

Project Name	Start Date	Completion Date
202004 ATAD IGA Share	1/1/2020	12/31/2021

202004		Current Total Project Estimate/Approved Budget	Project Costs Through 2020	Project Life Costs Remaining at 12.31.20	2021 Budget	July 2021 Costs Incurred	August 2021 Costs Incurred	September 2021 Costs Incurred	October 2021 Costs Incurred	November 2021 Costs Incurred	December 2021 Costs Incurred	2021 YTD Costs	Remaining 2021 Budget
02	*Engineering*	127,500		127,500	77,500							-	77,500
03	*Construction*	18,000		18,000	18,000							-	18,000
	Total Project:	145,500	-	145,500	95,500	-	-	-	-	-	-	-	95,500

Activity#	Project Name	Start Date	Completion Date
202101	Collection System Rehab (Including Cinnamon Mtn. Manholes)	5/1/2021	9/30/2021

202101		Current Total Project Estimate/Approved Budget	Project Costs Through 2020	Project Life Costs Remaining at 12.31.20	2021 Budget	July 2021 Costs Incurred	August 2021 Costs Incurred	September 2021 Costs Incurred	October 2021 Costs Incurred	November 2021 Costs Incurred	December 2021 Costs Incurred	2021 YTD Costs	Remaining 2021 Budget
03	*Construction*	100,000		100,000	100,000			9,205		20,482	46,059	75,746	24,254
	Total Project:	100,000	-	100,000	100,000	-	-	9,205	-	20,482	46,059	75,746	24,254

Activity#	Project Name	Start Date	Completion Date
202102	New Sludge Fill Station	2/1/2020	8/31/2021

202102		Current Total Project Estimate/Approved Budget	Project Costs Through 2020	Project Life Costs Remaining at 12.31.20	2021 Budget	July 2021 Costs Incurred	August 2021 Costs Incurred	September 2021 Costs Incurred	October 2021 Costs Incurred	November 2021 Costs Incurred	December 2021 Costs Incurred	2021 YTD Costs	Remaining 2021 Budget
03	*Construction*	25,000		25,000	25,000	21,700						21,700	3,300
	Total Project:	25,000	-	25,000	25,000	21,700	-	-	-	-	-	21,700	3,300

Activity#	Project Name	Start Date	Completion Date
202103	Clarifier #2 Rehabilitation	2/1/2021	9/30/2021

202103		Current Total Project Estimate/Approved Budget	Project Costs Through 2020	Project Life Costs Remaining at 12.31.20	2021 Budget	July 2021 Costs Incurred	August 2021 Costs Incurred	September 2021 Costs Incurred	October 2021 Costs Incurred	November 2021 Costs Incurred	December 2021 Costs Incurred	2021 YTD Costs	Remaining 2021 Budget
03	*Construction*	40,000		40,000	40,000			4,032	8,718	1,412		28,208	11,792
	Total Project:	40,000	-	40,000	40,000	-	-	4,032	8,718	1,412	-	28,208	11,792
	Total YTD:	$ 493,500	$ 110,598	$ 382,902	**$ 319,500**	$ 21,700	$ -	$ 13,237	$ 68,643	$ 21,894	**$ 46,060**	$ 185,579	**$ 133,921**

2021 General Fund Capital Projects Financial Summary

Activity#	Project Name	Start Date	Completion Date
902101	Info Tech Update	1/1/2021	3/31/2021

	20-WF-1	Current Total Project Estimate/Approved Budget	Project Costs Through 2020	Project Life Costs Remaining at 12.31.20	2021 Budget	July 2021 Costs Incurred	August 2021 Costs Incurred	September 2021 Costs Incurred	October 2021 Costs Incurred	November 2021 Costs Incurred	December 2021 Costs Incurred	2021 YTD Costs	Remaining 2021 Budget
06	*Purchase*	10,000		10,000	10,000	4,283	4,757					27,165	(17,165)
09	*Consulting*	40,000		40,000	40,000	1,710	3,088	2,780	6,077	1,546	4,343	21,729	18,271
	Total Project:	50,000	-	50,000	50,000	5,993	7,845	2,780	6,077	1,546	4,343	48,894	1,106

Activity#	Project Name	Start Date	Completion Date	
902102	Land Purchase	1/1/2021	12/31/2021	Project Tabled Indefinitely

	102101	Current Total Project Estimate/Approved Budget	Project Costs Through 2020	Project Life Costs Remaining at 12.31.20	2021 Budget	July 2021 Costs Incurred	August 2021 Costs Incurred	September 2021 Costs Incurred	October 2021 Costs Incurred	November 2021 Costs Incurred	December 2021 Costs Incurred	2021 YTD Costs	Remaining 2021 Budget
06	*Purchase*	250,000		250,000	250,000							2,500	247,500
	Total Project:	250,000	-	250,000	250,000	-	-	-	-	-	-	2,500	247,500

	Current Total Project Estimate/Approved Budget	Project Costs Through 2020	Project Life Costs Remaining at 12.31.20	2021 Budget	July 2021 Costs Incurred	August 2021 Costs Incurred	September 2021 Costs Incurred	October 2021 Costs Incurred	November 2021 Costs Incurred	December 2021 Costs Incurred	2021 YTD Costs	Remaining 2021 Budget
Total YTD:	$ 300,000	$ -	300,000	**$ 300,000**	$ 5,993	$ 7,845	$ 2,780	$ 6,077	$ 1,546	**$ 4,343**	$ 51,394	**$ 248,606**

Water Consulting Summary

Activity#	2021 Budget Plan	Contractor	January	February	March	April	May	June	July	August	September	October	November	December	YTD	Remaining Budget
102130	25,000	General	$ -	$ -	$ -	$ 900									$ 900	$ 24,100
102131	10,000	LRE Water			3,307	167					4,428		1,021	700	9,622	378
102132	10,000	Alpine		35	18	823	455	420	88	88	70	245	140	193	2,573	7,428
102133	10,000	HDR (Pilot Program)			1,004							1,558			2,561	7,439
102134																-
102135																-
102136																-
102137															-	-
	$ 55,000		$ -	$ 35	$ 4,328	$ 1,890	$ 455	$ 420	$ 88	$ 88	$ 4,498	$ 1,803	$ 1,161	**$ 893**	$ 15,656	**$ 39,344**

WasteWater Consulting Summary

Activity#	2021 Budget Plan	Contractor	January	February	March	April	May	June	July	August	September	October	November	December	YTD	Remaining Budget
202130	25,000	General	$ -	$ -	$ 471	$ 1,908	$ 10,554	$ 10,130	$ 7,739	$ 2,496	$ 9,632	$ 3,230	$ 5,094	$ 6,807	$ 58,060	(33,060)
202131	20,000	LRE Water				13,334	3,913		19,301		1,452		546		38,545	(18,545)
202132	15,000	Alpine		255	473	1,593	998	858	823	648	473	455	613	2,520	9,705	5,295
202133	50,000	Pinyon				23,313			16,364	5,354		4,667	5,501		55,198	(5,198)
202134																
202135																
202136																
202137															-	-
	$ 110,000		$ -	$ 255	$ 943	$ 40,147	$ 15,464	$ 10,988	$ 44,226	$ 8,497	$ 11,556	$ 8,352	$ 11,753	**$ 9,327**	$ 161,509	**$ (51,509)**

General Fund Consulting Expected Expenditures

Activity#	2021 Budget Plan	Contractor	January	February	March	April	May	June	July	August	September	October	November	December	YTD	Remaining Budget
902130	-	General	$ -	$ -	$ -										$ -	-
902131		North Village								4,435					4,435	(4,435)
	$ -		$ -	$ -	$ -	$ -	$ -	$ -	$ -	$ 4,435	$ -	$ -	**$ -**	**$ -**	$ 4,435	**$ (4,435)**

Water Repair & Maintenance Expected Expenditures

Activity#	2021 Budget Plan	Project	January	February	March	April	May	June	July	August	September	October	November	December	YTD	Remaining Budget
102140	85,000	General	$ -	$ 1,197	$ 1,555	$ 5,031	$ 2,075	$ 1,348	$ 6,109	$ 1,261	$ 3,210	$ 29,124	$ 6,012	$ 6,372	$ 63,293	$ 21,707
102141	15,000	Tank Level Sensors							786	2,254				9,726	12,767	2,233
102142	10,000	Spring Boxes													-	10,000
102143	15,000	Insulating PRV Vaults					4,435		4,435	480					9,350	5,650
102144		MLP Water Color Issue							18,458	6,356	7,849	5,417	20,097	7,493	65,669	(65,669)
102145															-	-
102146															-	-
															-	-
	$ 125,000		$ -	$ 1,197	$ 1,555	$ 5,031	$ 6,510	$ 1,348	$ 29,789	$ 10,351	$ 11,059	$ 34,540	$ 26,109	$ 23,591	$ 151,079	**$ (26,079)**
							Included in MLP Operations		(18,458)	(6,356)	(7,848)	(5,417)	(20,098)	(7,494)		
									$ 11,330	$ 3,995	$ 3,210	$ 29,124	$ 6,012	**$ 16,098**		

WasteWater Repair & Maintenance Expected Expenditures

Activity#	2021 Budget Plan	Project	January	February	March	April	May	June	July	August	September	October	November	December	YTD	Remaining Budget
202140	85,000	General	$ -	$ 12,930	$ 11,880	$ 7,575	$ 3,358	$ 6,343	$ 892	$ 22,466	$ 4,801	$ (2,377)	$ 3,867	$ 34,032	$ 105,766	(20,766)
202141	13,000	Crack Seal													-	13,000
202142	22,000	Asphalt and Patch												$ 7,154	7,154	14,846
202143	20,000	Lab and Process Bldg Ceiling				$ 8,780	$ 2,410	$ 140							11,331	8,669
202144	5,000	UV Mud Valve			4,375										4,375	625
202145															-	-
202146															-	-
															-	-
	$ 145,000		$ -	$ 12,930	$ 16,255	$ 16,355	$ 5,768	$ 6,483	$ 892	$ 22,466	$ 4,801	$ (2,377)	$ 3,867	**$ 41,186**	$ 128,626	**$ 16,374**

Spectra Shield was Reclassified into Outside services-aligns with 2022 Budget

Water Legal Expected Expenditures

Activity#	2021 Budget Plan	Project	January	February	March	April	May	June	July	August	September	October	November	December	YTD	Remaining Budget
102150	30,000	General	$ -	$ -	$ -										$ -	$ 30,000
102151		Water Rights		100	1,083	1,734	317	63	459	664	382	900	52	206	5,960	(5,960)
102152		Long Lake		1,120	2,157		450		2,790	1,260	90	30	360	540	8,797	(8,797)
102153															-	-
102154															-	-
102155															-	-
102156															-	-
															-	-
	$ 30,000		$ -	$ 1,220	$ 3,240	$ 1,734	$ 767	$ 63	$ 3,249	$ 1,924	$ 472	$ 930	$ 412	**$ 746**	$ 14,757	**$ 15,243**

WasteWater Legal Expected Expenditures

Activity#	2021 Budget Plan	Project	January	February	March	April	May	June	July	August	September	October	November	December	YTD	Remaining Budget
202150	30,000	General	$ -	$ -	$ -										$ -	30,000
202151	100,000	Discharge Permit		$ 3,920	$ 390	$ 8,608	$ 11,666	$ 30,096	$ 24,525	$ 2,387	$ 1,098	$ 2,130	$ 10,683	$ 10,635	106,136	(6,136)
202152															-	-
202153															-	-
202154															-	-
202155															-	-
202156															-	-
															-	-
	$ 130,000		$ -	$ 3,920	$ 390	$ 8,608	$ 11,666	$ 30,096	$ 24,525	$ 2,387	$ 1,098	$ 2,130	$ 10,683	**$ 10,635**	$ 106,136	**$ 23,864**

General Fund Legal Expected Expenditures

Activity#	2021 Budget Plan	Project	January	February	March	April	May	June	July	August	September	October	November	December	YTD	Remaining Budget
902150		General	$ -	$ 874	$ 1,875	$ 3,466	$ 2,093	$ 2,364	$ 4,093	$ 1,620	$ 315	$ 4,453	$ 3,467	$ 2,555	$ 27,173	N/A
902151		MLPC Negotiations			$ 2,161										2,161	N/A
	$ -		$ -	$ 874	$ 4,036	$ 3,466	$ 2,093	$ 2,364	$ 4,093	$ 1,620	$ 315	$ 4,453	$ 3,467	**$ 2,555**	$ 29,334	**N/A**

MT CRESTED BUTTE WATER & SANITATION DISTRICT

Water Billing: $ and Gallons(000)

	2019 $ Billed	2020 $ Billed	2021 $ Billed	2022 $ Billed	2019 Gallons(000)	2020 Gallons(000)	2021 Gallons(000)	2022 Gallons(000)	$ +/- 2020-2019	$ +/- 2021-2020	$ +/- 2022-2021
JAN	$ 108,187.75	$ 124,440.26	$ 123,763.96	$ 132,850.21	8,860	7,884	6,008	6,627	$ 16,252.51	$ (676.30)	$ 9,086.25
FEB	106,780.66	120,200.86	123,331.00		7,374	6,021	6,770		13,420.20	3,130.14	
MAR	103,409.02	118,489.03	126,025.75		7,172	5,454	7,043		15,080.01	7,536.72	
APR	100,942.41	115,239.84	118,923.50		4,612	2,489	3,632		14,297.43	3,683.66	
MAY	98,046.24	119,467.62	119,506.85		3,280	3,955	3,013		21,421.38	39.23	
JUN	105,679.39	144,753.66	154,760.91		6,643	10,114	11,590		39,074.27	10,007.25	
JUL	134,579.56	171,743.28	171,345.23		14,112	17,016	15,709		37,163.72	(398.05)	
AUG	138,113.00	166,956.17	151,927.65		15,213	15,460	11,813		28,843.17	(15,028.52)	
SEP	120,246.00	141,276.01	147,634.10		10,982	10,158	10,519		21,030.01	6,358.09	
OCT	98,350.00	116,601.74	120,369.91		4,412	4,256	3,809		18,251.74	3,768.17	
NOV	97,373.52	116,550.05	120,081.93		3,315	4,132	2,463		19,176.53	3,531.88	
DEC	97,011.20	119,720.34	122,656.95		4,686	5,966	5,685		22,709.14	2,936.61	
	$ 1,308,718.75	$ 1,575,438.86	$ 1,600,327.74	$ 132,850.21	90,661	92,905	88,054	6,627	$ 266,720.11	$ 24,888.88	$ 9,086.25

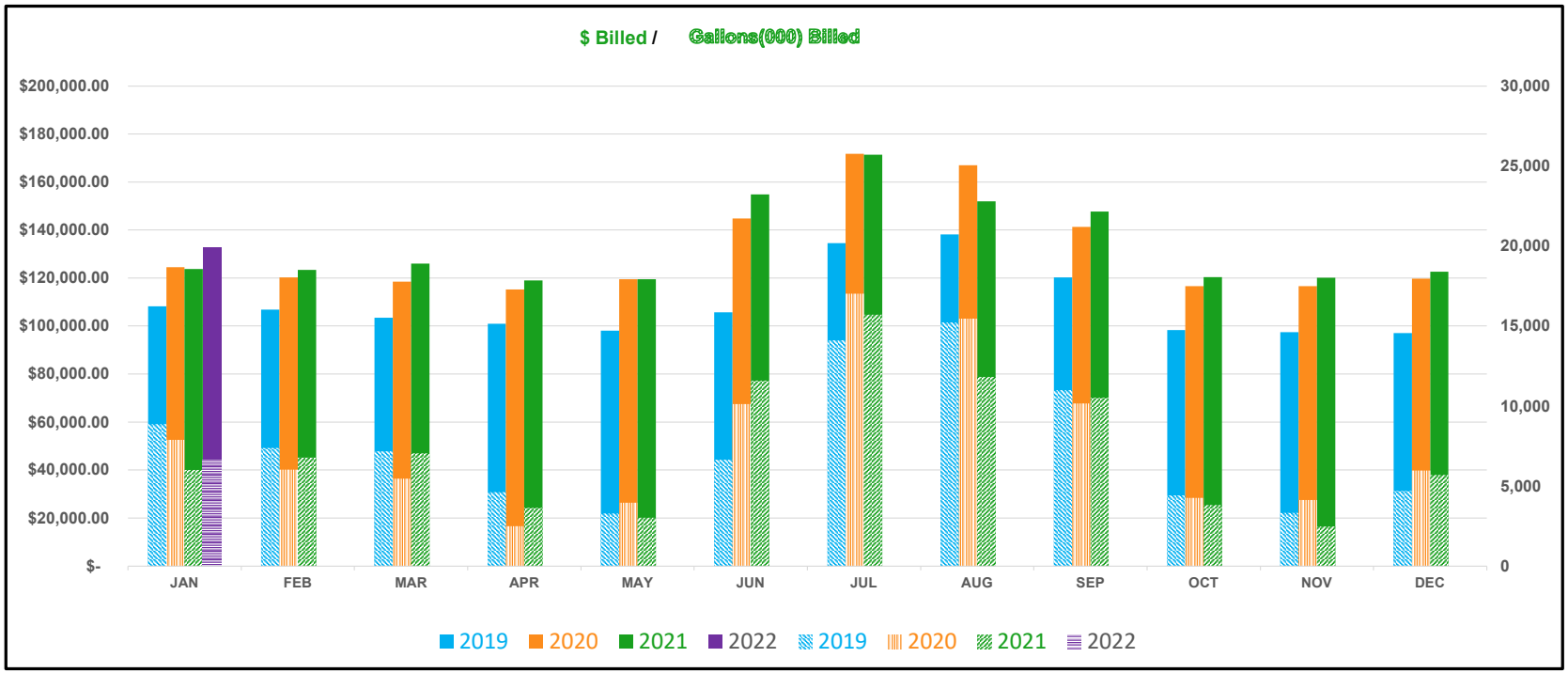

MT CRESTED BUTTE WATER & SANITATION DISTRICT

2022 FINANCIAL RESULTS
January 2022

Revenues	Actual Month: Water Fund	Wastewater Fund	General Fund	Month Total	YTD Actual	2022 Budget: Water Fund	Wastewater Fund	General Fund	Total 2022 Budget	YTD Percent of 2022 Budget
Property Taxes	$ -	$ -	$ 7,973	$ 7,973	7,973	$ -	$ -	$ 1,025,983	$ 1,025,983	0.78%
Tansfers In(Out)	-	-	-	-	-	103,844	103,844	(207,688)	-	0.00%
Tap Fees	19,818	36,806	-	56,624	56,624	175,000	325,000	-	500,000	11.32%
User Fees	132,850	111,589	-	244,439	244,439	1,719,229	1,288,602	-	3,007,831	8.13%
Availability of Service Fees	-	-	-	-	-	84,800	95,400	-	180,200	0.00%
Interest Income	-	-	338	338	338	-	-	8,000	8,000	4.23%
Miscellaneous/Other Income	1,216	180	-	1,396	1,396	25,000	2,000	-	27,000	5.17%
MLP Surcharge	4,280	-	-	4,280	4,280	77,000	-	-	77,000	5.56%
Transfer from GF Rate Stabilization Fund	-	-	-	-	-	120,000	120,000	240,000	480,000	0.00%
TOTAL REVENUES	**158,165**	**148,575**	**8,311**	**315,050**	**315,050**	**2,304,873**	**1,934,846**	**1,066,295**	**5,306,014**	**5.94%**

Operating Expenditures	Actual Month: Water Fund	Wastewater Fund	General Fund	Month Total	YTD Actual	2022 Budget: Water Fund	Wastewater Fund	General Fund	Total 2022 Budget	YTD Percent of 2022 Budget
Chemicals	$ -	$ -	$ -	$ -	$ -	$ 50,000	$ 8,000	$ -	$ 58,000	0.00%
Laboratory	-	2,531	-	2,531	2,531	25,000	90,000	-	115,000	2.20%
Operating Equipment/Supplies	119	456	-	574	574	65,000	42,000	-	107,000	0.54%
Safety Equipment	60	1,876	-	1,936	1,936	6,000	6,000	-	12,000	16.13%
Uniforms	26	25	-	51	51	3,000	3,000	-	6,000	0.85%
Outside Services	62	-	-	62	62	2,500	22,000	-	24,500	0.25%
Repairs & Maintenance	-	-	-	-	-	87,000	115,000	-	202,000	0.00%
Utilities	-	-	-	-	-	120,000	130,000	-	250,000	0.00%
ATAD Sludge TCB	-	-	-	-	-	-	116,000	-	116,000	0.00%
MLP Operations	-	-	-	-	-	60,000	2,000	-	62,000	0.00%
Legal	-	-	39	39	39	55,000	130,000	40,000	225,000	0.02%
Consultants	-	-	-	-	-	55,250	136,500	10,000	201,750	0.00%
Water Grant	-	-	-	-	-	2,000	-	-	2,000	0.00%
Fuel/Vehicle Expense	1,021	(27)	-	994	994	18,000	26,000	1,200	45,200	2.20%
Office Admin	50,119	49,313	35,148	134,580	134,580	82,750	77,500	158,000	318,250	**42.29%** *
Salaries, Taxes & Benefits	49,961	55,254	44,822	150,037	150,037	589,611	607,837	581,095	1,778,543	8.44%
County Treasurer Fees	-	-	-	-	-	-	-	36,000	36,000	0.00%
GF Transfers Out to Enterprise Funds	-	-	-	-	-	-	-	240,000	240,000	0.00%
TOTAL OPERATING EXPENDITURES	**101,368**	**109,427**	**80,009**	**290,804**	**290,804**	**1,221,111**	**1,511,837**	**1,066,295**	**3,799,242**	**7.65%**
NET OPERATING RESULTS	**$ 56,797**	**$ 39,147**	**$ (71,698)**	**$ 24,246**	**$ 24,246**	**$ 1,083,763**	**$ 423,009**	**$ -**	**$ 1,506,772**	**8.33% Year Elapsed**
Capital Expenditures										
Capital Improvements-General	7,607	-	-	7,607	7,607	6,451,556	1,244,000	50,000	7,695,556	
Capital Improvements-MLP Dam	-	-	-	-	-	105,000	-	-	105,000	
CWRPDA Loan Draws	-	-	-	-	-	(6,340,000)	-	-	(6,340,000)	
NET CAPITAL EXPENDITURES	$ 7,607	$ -	$ -	$ 7,607	$ 7,607	$ 216,556	$ 1,244,000	$ 50,000	$ 1,460,556	
Debt Service Expenditures										
Bond Principal, Interest & Fees	685,430	-	-	685,430	685,430	1,370,859	-	-	1,370,859	
TOTAL ALL EXPENDITURES	**794,405**	**109,427**	**80,009**	**983,842**	**983,842**	**2,808,526**	**2,755,837**	**1,116,295**	**6,630,657**	
NET EXCESS(DEFICIT) OF REV/EXP	**$ (636,241)**	**$ 39,147**	**$ (71,698)**	**$ (668,791)**	**$ (668,791)**	**$ (503,652)**	**$ (820,991)**	**$ (50,000)**	**$ (1,324,643)**	

* Includes Annual WC and Property Insurance Premiums

MT CRESTED BUTTE WATER & SANITATION DISTRICT

Cash Flow Projection

Starting date	Jan-22
Cash balance alert minimum	2,000,000

	2022 BUDGET	Jan-22	Feb-22	Mar-22	Total
Unrestricted Cash		$ 4,720,000	$ 3,911,476	3,911,476	
REVENUE		Jan-20	Feb-20	Mar-20	Total
PROPERTY TAXES	$ 1,025,983	$ 7,973			$ 7,973
TAP FEES	500,000	56,624			56,624
USER FEES	3,007,831	244,439			244,439
AVAIL SERVICE FEES	180,200	-			-
INTEREST INCOME	8,000	338			338
MISC INCOME	27,000	1,396			1,396
MLP SURCHARGE	77,000	4,280			4,280
RELEASE from RESTRICTED	480,000				-
TOTAL CASH RECEIPTS	5,306,014	315,050	-	-	315,050
Total cash available		$ 5,035,050	$ 3,911,476	$ 3,911,476	
EXPENSES		Jan-22	Feb-22	Mar-22	Total
CHEMICALS	58,000	-			-
LABORATORY	115,000	2,531			2,531
OPERATING EQUIP / SUPPLIES	107,000	574			574
SAFETY	12,000	1,936			1,936
UNIFORMS	6,000	51			51
OUTSIDE SERVICES	24,500	62			62
R&M	202,000	-			-
UTILITIES	250,000	-			-
ATAD SLUDGE	116,000	-			-
MLP OPERATIONS	62,000	-			-
LEGAL	225,000	39			39
CONSULTANTS	201,750	-			-
WATER GRANT	2,000	-			-
VEHICLES / FUEL	45,200	994			994
OFFICE ADMIN	318,250	134,580			134,580
SALARIES / BENEFITS	1,778,543	150,037			150,037
BOND EXPENDITURES	1,370,859	685,430			685,430
CTY TREASURER FEES	36,000	-			-
SUBTOTAL CASH PAID OUT	4,930,102	976,234	-	-	976,234
CAPITAL IMPROVEMENTS-MCB	7,695,556	7,607			7,607
CAPITAL IMPROVEMENTS-MLP	105,000	-			-
CWRPDA Loan Draws	6,340,000	-			-
NET CAP EX	1,460,556	7,607	-	-	7,607
Change in Equity		**(668,791)**	**-**	**-**	**(668,791)**
Change in Accruals 12/31/21 to Current Month		**(139,733)**			**(139,733)**
Unrestricted Cash on hand (end of month)	$ -	**$ 3,911,476**	$ 3,911,476	$ 3,911,476	

January 2022 Check Report

Date	Check Number	Payee or Description	Check Amount	
1/5/2022	1	ACH MAINTENANCE FEES CBOC, MISC W & WW - NOW	$ 120.40	
1/27/2022	2	EFTPS PAYMENT WITH Q4 2021 941X	798.01	
1/26/2022	3	CAROLLA CASHED LOST CHECK, REFUND DUE	5,679.08	DUPLICATE CHECK, REFUND DUE
1/24/2022	4	SUTA Payment	720.95	
1/13/2022	16718	CAROLLO ENGINEERS	(5,679.08)	DUPLICATE CHECK, REFUND DUE
1/13/2022	16731	KLEEN KUT SERVICE, INC.	(400.00)	VOID CHECK, LOST IN MAIL. CHECK RE-ISSUED
1/5/2022	16745	GUNNISON CO CLERK & RECORDER	13.00	LEGALS 9022150
1/7/2022	16746	JCI CONSTRUCTION	46,058.90	CAP IMP - WW 20210103
1/13/2022	16747	ACZ LABORATORIES, INC	573.00	
1/13/2022	16748	ALAN WARTES MEDIA	68.40	
1/13/2022	16749	ALPHA MECHANICAL SOLUTIONS LLC	899.73	
1/13/2022	16750	ALPINE ENVIRONMENTAL CONSULTANTS LLC	1,330.00	CONSULTANTS 102132 $122.50, 202132 $1207.50
1/13/2022	16751	ALPINE LUMBER COMPANY	19.12	
1/13/2022	16752	AMAZON CAPITAL SERVICES	1,097.48	UNIFORMS, REPAIR & MAINT, OFFICE SUPPLIES, SAFETY, OP SUPPLIES
1/13/2022	16753	BOBCAT OF THE ROCKIES	1,422.51	VEHICLE EXPENSE
1/13/2022	16754	BUSHONG & HOLLEMAN PC	1,560.00	LEGALS 202151
1/13/2022	16755	CABELA'S LLC/BASS PRO LLC	815.00	
1/13/2022	16756	CAROLLO ENGINEERS	4,751.25	CONSULTANTS 202130 $2245.50, REPAIR & MAINT 102144 $2505.75
1/13/2022	16757	CB AUTO REPAIR	670.27	
1/13/2022	16758	CENTURY EQUIPMENT COMPANY	2,707.57	VEHICLE EXPENSE
1/13/2022	16759	CESARE, INC.	28.80	CAP IMP - WTP EXP 10200101
1/13/2022	16760	CITY OF GUNNISON	88.00	
1/13/2022	16761	CRESTED BUTTE FIRE PROTECTION	8,598.50	CAP IMP - WTP EXP 10200108
1/13/2022	16762	CRESTED BUTTE NEWS INC	585.15	
1/13/2022	16763	DAVENPORT, TRACY	268.74	
1/13/2022	16764	DUFFORD, WALDECK, MILBURN & KROHN, LLP	30.00	LEGALS 102151
1/13/2022	16765	EC ELECTRIC, INC.	5,377.85	REPAIR & MAINT - WW
1/13/2022	16766	ENERGY LABORATORIES, INC.	1,313.00	LAB IN R&M MLP 102144 $857, LAB - WW $456
1/13/2022	16767	FASTENAL COMPANY	361.35	
1/13/2022	16768	HACH COMPANY	314.11	
1/13/2022	16769	INFOMAPTION, INC.	6,772.50	OUTSIDE SERVICES
1/13/2022	16770	LAW OF THE ROCKIES, LLC	990.00	LEGALS 902150
1/13/2022	16771	LRE WATER	700.25	CONSULTANTS 102131

January 2022 Check Report

Date	Check Number	Payee or Description	Check Amount	
1/13/2022	16772	NAPA - LAUDICK AUTO PARTS INC	51.98	
1/13/2022	16773	PARISH OIL CO., INC.	1,111.33	FUEL
1/13/2022	16774	ROCKY HIGH CLEANING SERVICES	560.00	
1/13/2022	16775	SEALCO INCORPORATED	7,153.56	REPAIR & MAINT - WW 202142
1/13/2022	16776	SKYHIGH OFFROAD	1,019.00	VEHICLE EXPENSE
1/13/2022	16777	TUCK COMMUNICATION SERVICES, INC.	52.50	CAP IMP - IT UPDATE 90210109
1/13/2022	16778	U.S. GEOLOGICAL SURVEY	1,985.00	PERMITS - W
1/13/2022	16779	UTILITY NOTIFICATION CNTR CO	7.92	
1/13/2022	16780	WATER TECHNOLOGY GROUP	5,312.67	REPAIR & MAINT - WW
1/13/2022	16781	CAROLLO ENGINEERS	5,679.08	DUPLICATE CHECK, REFUND DUE
1/13/2022	16782	KLEEN KUT SERVICE, INC.	400.00	
1/20/2022	16783	AMAZON CAPITAL SERVICES	69.20	
1/20/2022	16784	CABELA'S LLC/BASS PRO LLC	771.59	
1/20/2022	16785	COLORADO ANALYTICAL LAB, INC.	211.00	LAB IN R&M MLP 102144
1/20/2022	16786	CRESTED BUTTE ACE HARDWARE	646.61	
1/20/2022	16787	CUMMINS ROCKY MOUNTAIN, LLC	2,123.00	REPAIR & MAINT - W & MLP
1/20/2022	16788	DUFFORD, WALDECK, MILBURN & KROHN, LLP	60.00	LEGALS 902150
1/20/2022	16789	ELAN FINANCIAL SERVICES	3,753.70	OFFICE EXP, EDUCATION, PHONES, SAFETY, LAB, SUBSCRIPTIONS
1/20/2022	16790	HACH COMPANY	1,660.04	CAP IMP - WTP EXP 10200107 $1120.41, OP SUPPLIES $539.63
1/20/2022	16791	PROFESSIONAL DOCUMENT SOLUTION, INC.	100.53	
1/20/2022	16792	STANFORD COMPUTER & TECHNICAL SERVICES	90.00	
1/20/2022	16793	UNITED COMPANIES	4,784.00	REPAIR & MAINT - W
1/21/2022	16794	AMAZON CAPITAL SERVICES	572.90	
1/21/2022	16795	AMERICAN WATER WORKS ASSOC.	355.00	
1/21/2022	16796	BOBCAT OF THE ROCKIES	1,048.52	VEHICLE EXPENSE
1/21/2022	16797	CASELLE, INC.	2,028.00	OFFICE EXPENSE
1/21/2022	16798	EMPLOYERS COUNCIL SERVICES, INC.	135.00	
1/21/2022	16799	INDIGO WATER GROUP	495.00	
1/21/2022	16800	PARISH OIL CO., INC.	254.81	
1/21/2022	16801	SPECIAL DISTRICT ASSN OF CO	1,237.50	MEMBERSHIP DUES
1/21/2022	16802	STANFORD COMPUTER & TECHNICAL SERVICES	1,350.00	CAP IMP - WTP EXP 10200107
1/21/2022	16803	TUCK COMMUNICATION SERVICES, INC.	315.00	CAP IMP - WTP EXP 10200107 $262.50, IT SERVICES $52.50

January 2022 Check Report

Date	Check Number	Payee or Description	Check Amount	
1/21/2022	16804	WESTERN SLOPE CONNECTION, INC.	58.54	
1/21/2022	16805	XEROX FINANCIAL SERVICES	5,198.58	IT EQUIPMENT & SUPPLIES (COPIER PURCHASE)
1/28/2022	16807	AECOM TECHNICAL SERVICES, INC	3,694.00	CAP IMP - MLP DAM 10210101
1/28/2022	16808	CRESTED BUTTE FIRE PROTECTION	1,552.50	CAP IMP - WTP EXP 10200108
1/28/2022	16809	POSTMASTER	247.49	
1/28/2022	16810	ALPINE LUMBER COMPANY	118.59	
1/28/2022	16811	AMAZON CAPITAL SERVICES	2,403.09	CAP IMP - WTP EXP 10200107 $535.90, SAFETY $1816.21, UNIFORMS $50.98
1/28/2022	16812	CLEMENT, KAREN	220.00	
1/28/2022	16813	FASTENAL COMPANY	4.10	
1/28/2022	16814	GUNNISON CO CLERK & RECORDER	26.00	LEGALS 902250
1/28/2022	16815	HACH COMPANY	5,159.00	CAP IMP - WTP EXP 10200107
1/28/2022	16816	IDEXX DISTRIBUTION, INC.	290.89	
1/28/2022	16817	SEACREST GROUP	2,240.00	LAB - SAMPLING
1/4/2022	92201	DIRECT DEPOSIT TOTAL	29,444.08	PAYROLL EXPENSE
1/19/2022	92202	DIRECT DEPOSIT TOTAL	31,633.89	PAYROLL EXPENSE
1/7/2022	1042201	VERIZON WIRELESS	481.44	
1/6/2022	1062201	COLORADO SPECIAL DIST PROP & LIAB POOL	9,526.00	WORKER'S COMP
1/6/2022	1062210	USDA FOREST SERVICE	1,315.79	PERMITS - W
1/13/2022	1132201	WRIGHT EXPRESS FLEET SVC	1,869.27	FUEL
1/13/2022	1132202	UPS	106.99	
1/13/2022	1132203	JVA, INCORPORATED	37,515.00	CAP IMP - WTP EXP 10200101
1/18/2022	1182201	COLORADO SPECIAL DIST PROP & LIAB POOL	119,358.00	COMMERCIAL INSURANCE
1/19/2022	1192201	CCOERA 401K	5,721.62	PAYROLL EXPENSE
1/19/2022	1192202	CCOERA 457K	2,430.49	PAYROLL EXPENSE
1/19/2022	1192203	FEDERAL WITHHOLDING TAXES	13,263.28	PAYROLL EXPENSE
1/20/2022	1202201	ATMOS ENERGY	7,586.16	UTILITIES
1/20/2022	1202202	CENTURYLINK	781.39	
1/20/2022	1202203	GUNNISON COUNTY ELECTRIC ASSOC	6,845.27	UTILITIES
1/21/2022	1212201	SPECTRUM BUSINESS - TIME WARNER CABLE	142.97	
1/21/2022	1212202	SPECTRUM BUSINESS - TIME WARNER CABLE	214.96	
1/21/2022	1212203	UPS	458.87	
1/21/2022	1212204	XTREAMINTERNET	103.00	
1/21/2022	1212205	XTREAMINTERNET	300.00	CAP IMP - WTP EXP 10200107

January 2022 Check Report

Date	Check Number	Payee or Description	Check Amount	
1/21/2022	1212206	XTREAMINTERNET	407.00	
1/28/2022	1282210	JVA, INCORPORATED	25,010.00	CAP IMP - WTP EXP 10200101
1/28/2022	1282211	WASTE MANAGEMENT CORPORATE SER, INC	246.14	
1/28/2022	1282215	BROWN, BRIAN	100.00	
1/28/2022	1282216	BROWN, BRIAN	100.00	
1/28/2022	1282217	FERRELL, JONATHAN D.	100.00	
1/28/2022	1282218	KEMPIN, NICHOLAS	100.00	
1/28/2022	1282219	KEMPIN, NICHOLAS	100.00	
1/28/2022	1282220	WOOLF, NANCY C.	100.00	
1/28/2022	1282221	WOOLF, NANCY C.	100.00	
1/28/2022	1282222	US BANK NA	685,429.50	WTP EXP BOND PAYMENT
1/28/2022	1282223	VERIZON WIRELESS	481.86	
1/28/2022	1282224	WASTE MANAGEMENT CORPORATE SER, INC	61.83	
1/3/2022	103202201	CCOERA 401K	5,163.38	PAYROLL EXPENSE
1/3/2022	103202202	CCOERA 457K	2,116.56	PAYROLL EXPENSE
1/3/2022	103202203	COLORADO STATE TAXES	3,095.00	PAYROLL EXPENSE
1/3/2022	103202204	FEDERAL WITHHOLDING TAXES	11,667.53	PAYROLL EXPENSE
1/3/2022	103202205	CO EMPLOYER BENEFIT TRUST	31,547.74	PAYROLL EXPENSE
			$ 1,190,286.07	

2022 Water Fund Capital Projects Summary

Activity#	Project Name	Start Date	Completion Date
102001	WTP Expansion	5/1/2020	6/1/2022

	20-WF-1	Current Total Project Estimate/Approved Budget	Project Costs Through 2021	Project Life Costs Remaining at 12.31.21	2022 Budget	January 2022 Costs Incurred	2022 YTD Costs	Remaining 2022 Budget	Total Historical Project Costs to Date	Remaining Project Budget to Date
01	*Project Management*	$ 1,400,000	$ 1,005,640	$ 394,360	$ 370,211	$ -	$ -	$ 370,211	$ 1,005,640	$ 394,360
02	*Engineering*	1,200,000	1,354,605	(154,605)	(154,605)	-	-	(154,605)	1,354,605	(154,605)
03	*Construction*	17,850,000	15,371,563	2,478,437	3,710,448	-	-	3,710,448	15,371,563	2,478,437
04	*Contingencies*	2,400,000	159,830	2,240,170	2,400,000	-	-	2,400,000	159,830	2,240,170
05	*Legal*	50,000	33,177	16,823	16,823	-	-	16,823	33,177	16,823
07	*Paid Directly by District*	-	44,757	-	-	7,607	7,607	(7,607)	52,364	(52,364)
08	*Permits*	275,000	286,260	(11,260)	(321)		-	(321)	286,260	(11,260)
	Total Project:	23,175,000	18,255,832	4,963,925	6,342,556	7,607	7,607	6,334,949	18,263,439	4,911,561

Activity#	Project Name
102201	HMI for Pump Stations (Prospect,Timberland)

	102201	Current Total Project Estimate/Approved Budget	Project Costs Through 2021	Project Life Costs Remaining at 12.31.21	2022 Budget	January 2022 Costs Incurred	2022 YTD Costs	Remaining 2022 Budget	Total Historical Project Costs to Date
03	*Construction*	39,000	-	39,000	39,000	-	-	39,000	-
	Total Project:	39,000	-	39,000	39,000	-	-	39,000	-

Activity#	Project Name
102202	Stainless PRV Replacements(18)

	102202	Current Total Project Estimate/Approved Budget	Project Costs Through 2021	Project Life Costs Remaining at 12.31.21	2022 Budget	January 2022 Costs Incurred	2022 YTD Costs	Remaining 2022 Budget	Total Historical Project Costs to Date
06	*Purchase*	50,000	-	50,000	50,000	-	-	50,000	-
	Total Project:	50,000	-	50,000	50,000	-	-	50,000	-

Activity#	Project Name
102203	MLP Dam/Pumphouse

	102203	Current Total Project Estimate/Approved Budget	Project Costs Through 2021	Project Life Costs Remaining at 12.31.21	2022 Budget	January 2022 Costs Incurred	2022 YTD Costs	Remaining 2022 Budget	Total Historical Project Costs to Date
01	*Project management*	10,000	-	10,000	10,000	-	-	10,000	-
03	*Construction*	95,000	-	95,000	95,000	-	-	95,000	-
	Total Project:	105,000	-	105,000	105,000	-	-	105,000	-

Activity#	Project Name
102204	Spring Boxes

	102204	Current Total Project Estimate/Approved Budget	Project Costs Through 2021	Project Life Costs Remaining at 12.31.21	2022 Budget	January 2022 Costs Incurred	2022 YTD Costs	Remaining 2022 Budget	Total Historical Project Costs to Date
03	*Construction*	20,000	-	20,000	39,000	-	-	39,000	-
	Total Project:	20,000	-	20,000	39,000	-	-	39,000	-

Total YTD:	$ 23,389,000	$ 18,255,832	$ 5,177,925	$ 6,575,556	**$ 7,607**	$ 7,607	$ 6,567,949	$ 18,263,439

2022 Wastewater Fund Capital Projects Summary

Return to Agenda

	Project Name	Start Date	Completion Date
202004	ATAD IGA Share	1/1/2020	12/31/2023

202004		Current Total Project Estimate through 2023	Anticipated Project Costs Through 2021	Project Life Costs Remaining at 12.31.21	2022 Budget	January 2022 Costs Incurred	2022 YTD Costs	Remaining 2022 Budget	Total Historical Project Costs to Date	2023 Anticipated Budget
06	*Purchase Paid to Town of CB per IGA*	$ 1,500,000	$ 95,500	$ 1,404,500	$ 745,000	$ -	$ -	$ 745,000	$ 95,500	$ 659,500
	Total Project:	1,500,000	95,500	1,404,500	745,000	-	-	745,000	95,500	659,500

Activity#	Project Name	Start Date	Completion Date
202201	I&I for 2022		

202201		Current Total Project Estimate	Project Costs Through 2021	Project Life Costs Remaining at 12.31.21	2022 Budget	January 2022 Costs Incurred	2022 YTD Costs	Remaining 2022 Budget	Total Historical Project Costs to Date
03	*Construction*	59,000	-	59,000	59,000	-	-	59,000	-
	Total Project:	59,000	-	59,000	59,000	-	-	59,000	-

Activity#	Project Name	Start Date	Completion Date
202202	Breakroom Adding Fixtures		

202202		Current Total Project Estimate	Project Costs Through 2021	Project Life Costs Remaining at 12.31.21	2022 Budget	January 2022 Costs Incurred	2022 YTD Costs	Remaining 2022 Budget	Total Historical Project Costs to Date
03	*Construction*	45,000	-	45,000	45,000	-	-	45,000	-
	Total Project:	45,000	-	45,000	45,000	-	-	45,000	-

Activity#	Project Name	Start Date	Completion Date
202203	Replacement Blower & VFD		

202203		Current Total Project Estimate	Project Costs Through 2021	Project Life Costs Remaining at 12.31.21	2022 Budget	January 2022 Costs Incurred	2022 YTD Costs	Remaining 2022 Budget	Total Historical Project Costs to Date
03	*Construction*	20,000	-	20,000	20,000	-	-	20,000	-
	Total Project:	20,000	-	20,000	20,000	-	-	20,000	-

Activity#	Project Name	Start Date	Completion Date
202204	Tank Diffusers (adding backup capacity)		

202204		Current Total Project Estimate	Project Costs Through 2021	Project Life Costs Remaining at 12.31.21	2022 Budget	January 2022 Costs Incurred	2022 YTD Costs	Remaining 2022 Budget	Total Historical Project Costs to Date
03	*Construction*	20,000	-	20,000	20,000	-	-	20,000	-
	Total Project:	20,000	-	20,000	20,000	-	-	20,000	-

Activity#	Project Name	Start Date	Completion Date
202205	TIN Compliance Upgrade		

202205		Current Total Project Estimate	Project Costs Through 2021	Project Life Costs Remaining at 12.31.21	2022 Budget	January 2022 Costs Incurred	2022 YTD Costs	Remaining 2022 Budget	Total Historical Project Costs to Date
02	*Engineering*	36,000	-	36,000	36,000	-	-	36,000	-
03	*Construction*	214,000	-	214,000	214,000	-	-	214,000	-
04	*Contingencies*	30,000	-	30,000	30,000	-	-	30,000	-
	Total Project:	280,000	-	280,000	280,000	-	-	280,000	-

Activity#	Project Name	Start Date	Completion Date
202206	Whetstone Relocate/Easement		

202206		Current Total Project Estimate	Project Costs Through 2021	Project Life Costs Remaining at 12.31.21	2022 Budget	January 2022 Costs Incurred	2022 YTD Costs	Remaining 2022 Budget	Total Historical Project Costs to Date
02	*Engineering*	10,000	-	10,000	10,000	-	-	10,000	-
03	*Construction*	60,000	-	60,000	60,000	-	-	60,000	-
05	*Legal*	5,000	-	5,000	5,000	-	-	5,000	-
	Total Project:	75,000	-	75,000	75,000	-	-	75,000	-

	Total Budget:	$ 1,999,000	$ 95,500	$ 1,903,500	$ 1,244,000	$ -	$ -	$ 1,244,000	95,500

2022 General Fund Capital Projects Summary

Activity#	*Project Name*
902201	Rules & Regs Overhaul

902201		Current Total Project Estimate/Approved Budget	Project Costs Through 2021	Project Life Costs Remaining at 12.31.21	2022 Budget	January 2022 Costs Incurred	2022 YTD Costs	Remaining 2021 Budget	Total Historical Project Costs to Date
09	*Consulting*	$ 25,000	$ -	$ 25,000	$ 25,000	$ -	$ -	$ 25,000	$ -
				-					
	Total Project:	25,000	-	25,000	25,000	-	-	25,000	-

Activity#	*Project Name*
902202	Long-Range Water Plan

902202		Current Total Project Estimate/Approved Budget	Project Costs Through 2021	Project Life Costs Remaining at 12.31.21	2022 Budget	January 2022 Costs Incurred	2022 YTD Costs	Remaining 2021 Budget	Total Historical Project Costs to Date
09	*Consulting*	25,000	-	25,000	25,000	-	-	25,000	-
	Total Project:	25,000	-	25,000	25,000	-	-	25,000	-
	Total YTD:	$ 50,000	$ -	$ 50,000	$ 50,000	$ -	$ -	$ 50,000	$ -

Water Fund Consulting Summary

Activity#	2022 Budget Plan	Vendor-Project	January	February	YTD	Remaining Budget
102230	$ 20,000	General	$ -	$ -	$ -	$ 20,000
102231	10,000	LRE-Water Rights	-	-	-	10,000
102232	5,250	Alpine	-	-	-	5,250
102233	10,000	Carollo-Monitoring	-	-	-	10,000
102234	10,000	HDR (Pilot Program)	-	-	-	10,000
102235					-	-
102236					-	-
102237					-	-
	$ 55,250		**$ -**	$ -	$ -	**$ 55,250**

Wastewater Fund Consulting Summary

Activity#	2022 Budget Plan	Vendor-Project	January	February	YTD	Remaining Budget
202230	$ 25,000	General	$ -	$ -	$ -	$ 25,000
202231	25,000	LRE - Streamflow	-	-	-	25,000
202232	16,500	Alpine	-	-	-	16,500
202233	10,000	Carollo-TIN Report	-	-	-	10,000
202234	60,000	Pinyon	-	-	-	60,000
202235					-	-
202236					-	-
202237					-	-
	$ 136,500		**$ -**	$ -	$ -	**$ 136,500**

General Fund Consulting Summary

Activity#	2022 Budget Plan	Vendor-Project	January	February	YTD	Remaining Budget
902230	$ 10,000	General	$ -	$ -	$ -	$ 10,000
902231						
	$ 10,000		**$ -**	$ -	$ -	**$ 10,000**

Water Fund Repair & Maintenance Expenditures

Activity#	2022 Budget Plan	Project	January	February	YTD	Remaining Budget
102240	$ 80,000	General	$ -	$ -	$ -	$ 80,000
102241	7,000	Paint Hydrants	-	-	-	7,000
102242					-	-
102243					-	-
	$ 87,000		**$ -**	$ -	$ -	**$ 87,000**

Wastewater Fund Repair & Maintenance Expenditures

Activity#	2022 Budget Plan	Project	January	February	YTD	Remaining Budget
202240	$ 80,000	General	$ -	$ -	$ -	80,000
202241	20,000	Mixers-Rehab	-	-	-	20,000
202242	15,000	Asphalt Upkeep	-	-	-	15,000
202243					-	-
202244					-	-
	$ 115,000		**$ -**	$ -	$ -	**$ 115,000**

Water Fund Legal Expenditures

Activity#	2022 Budget Plan	Project	January	February	YTD	Remaining Budget
102250	$ 30,000	General	$ -	$ -	$ -	$ 30,000
102251	5,000	Water Rights	-	-	-	5,000
102252	20,000	Long Lake Preliminary	-	-	-	20,000
102253					-	-
102254					-	-
	$ 55,000		**$ -**	$ -	$ -	**$ 55,000**

Wastewater Fund Legal Expenditures

Activity#	2022 Budget Plan	Project	January	February	YTD	Remaining Budget
202250	$ 30,000	General	$ -	$ -	$ -	$ 30,000
202251	100,000	Discharge Permit	-	-	-	100,000
202252					-	-
202253					-	-
202254					-	-
202255					-	-
202256					-	-
	$ 130,000		**$ -**	$ -	$ -	**$ 130,000**

General Fund Legal Expenditures

Activity#	2022 Budget Plan	Project	January	February	YTD	Remaining Budget
902250	$ 30,000	General	$ 39	$ -	$ 39	$ 29,961
902251	10,000	MLPC Negotiations	-	-	-	10,000
902252					-	-
902253					-	-
902254						
	$ 40,000		**$ 39**	$ -	$ 39	**$ 39,961**

Resolution No. 2022-2

A RESOLUTION APPOINTING A DESIGNATED ELECTION OFFICIAL AND AUTHORIZING DESIGNATED ELECTION OFFICIAL TO CANCEL ELECTION FOR 2022 ELECTION YEAR.

§32-1-804(2), §1-13.5-513, §1-11-103(3) C.R.S.

WHEREAS, pursuant to §32-1-804(2) C.R.S., the Board of Directors of the Mt. Crested Butte Water and Sanitation District, Gunnison County, Colorado is authorized to designate a Designated Election Official (the "DEO") to exercise the authority of the Board in conducting the election; and

WHEREAS, pursuant to §1.13.5-513 C.R.S., the Board can authorize the DEO to cancel the election upon certain conditions;

NOW, THEREFORE BE IT RESOLVED BY THE BOARD OF DIRECTORS OF THE MT. CRESTED BUTTE WATER AND SANITATION DISTRICT, A COLORADO SPECIAL DISTRICT, that:

1.) The Board hereby names Perry W. Solheim as the DEO for the regular election scheduled for the 3rd day of May, 2022.
2.) The Board hereby authorizes and directs the DEO to cancel said election and declare the candidates elected, if at the close of business on the sixty-third day before the election (March 1, 2022) there are not more candidates than offices to be filled, including candidates filing affidavits of intent to run as write-in candidates.
3.) The Board further authorizes and directs the DEO to publish and post a Notice of Cancellation of election at the offices of the DEO and the county Clerk and Recorder of Gunnison County. The DEO shall also notify the candidates that the election was cancelled, and they are elected by acclamation.

APPROVED AND ADOPTED by the Board of Directors of the District this 8th day of February 2022.

MT. CRESTED BUTTE WATER AND SANITATION DISTRICT,
a Colorado Special District

BY:_____
Chairperson: Brian Brown

ATTEST:_____
District Manager: Michael Fabbre